



Certification report:

# For Traders

Props you trust.  
**fxprop**

Our team of professionals has taken care of everything on your behalf! We have thoroughly assessed The Funded Trader using FXProp's

# Table of content

<b>Table of content</b>	<b>2</b>
<b>Abstract of the Certification Report of For Traders</b>	<b>4</b>
<b>Introduction</b>	<b>5</b>
<b>Challenge Types</b>	<b>6</b>
Two-Step	7
General Rules Assessment for Two-Step	7
Assessment of Specific Standard Rules:	9
Two-Step Pro	11
General Rules Assessment for Two-Step Pro	11
Assessment of Specific Standard Rules:	13
One-Step	14
General Rules Assessment for One-Step	14
Assessment of Specific Standard Rules:	15
Extra Extraordinary Rules	17
Terms & Conditions	17
Prohibited strategies	18
Verification process	20
Scaling Plan	21
Pricing	22
<b>Available Assets</b>	<b>24</b>
Currency Pairs	24
Precious Metals	26
Oil	26
Cryptocurrencies	27
Indices	27
<b>Trading</b>	<b>28</b>
Server Provider	28
Platforms	28
Leverage	29
Spread	30
Methodology	34
<b>Deposits and Withdrawals</b>	<b>35</b>
Deposits	35
Withdrawals	36
Reviews on Withdrawals	36
<b>Support</b>	<b>39</b>
For Traders Support Performance Evaluation	39
Email Support	39
Chat Support	40
<b>Access to Knowledge</b>	<b>41</b>
FAQ	41
<b>Web Platform Assessment</b>	<b>42</b>
Design and Usability	42
Account Purchase Process	42

Social media and Communication	42
Additional Tools/features	44
Dashboard	44
Trading Journal	46
<b>Additional</b>	<b>49</b>
Client Reviews Summary	49
Promotions and Discounts	50
Use our code to receive a discount:	50
Affiliations	51
<b>Summary</b>	<b>52</b>
<b>Sources</b>	<b>53</b>

# Abstract of the Certification Report of For Traders

The For Traders company was founded in 2023 in the Czech Republic. It also has its headquarters in Dubai. For Traders offers **one** and **two-phase** challenges that provide a unique way for traders to modify their challenge by allowing them to customize almost all of the key challenge conditions. It offers **five account sizes**, ranging from \$6,000 to \$100,000. The maximum sum of funds is \$200,000 per customer.

For Traders does not offer a traditional scaling plan. Instead, it has introduced the **Premium Program**, a three-stage alternative to common scaling plans. This program offers an increase in initial balance, higher crypto withdrawal limits, increased max allocation, and enhanced support.

The platform uses **Capital Markets** as its liquidity provider, enabling trading on forex, indices, commodities, and cryptocurrencies. Customers can use the **MetaTrader 5**, **TradeLocker** and **DXtrade** platforms. For Traders provides **leverage up to 1:125** for its challenges.

The company allows deposits using major credit cards and cryptocurrency. Withdrawals can be made via cryptocurrency or bank transfer, with a minimum payout threshold of \$100. Traders may request their **first payout** after a **14-day period** of successful trading. Subsequent payouts can be requested either **bi-weekly or weekly**, based on the account plan selected by the user. Trustpilot reviews highlight the platform's quick and efficient withdrawal process.

For Traders offers customer support via email and live chat, along with a physical office in Dubai. Support is available 24/5, excluding weekends. Users can also reach out through various social media platforms like YouTube, Discord, Facebook, Instagram, and X. Customer reviews are **generally positive - 4.4** on Trustpilot.

# Introduction

**Company Profile:** For Traders

**Location of Operations:** BLN Tech Club DMCC, Goldcrest Executive Building, Office No. 1210, JLT, Cluster C, Dubai, United Arab Emirates

**Company Info:**

**Trading Company:** For Traders is a part of CAPITAL MARKETS, o.c.p., a.s.

**Date of creation and registration:** 2023

**Scope of business:** Proprietary Firm

**CEO of For Traders:**

Jakub Roz is a serial tech entrepreneur and stock investor, widely recognized for his expertise in both fields. He is the CEO and Co-Founder of For Traders, and founder of Strike.market, a leading stock research website that empowers investors with alternative data.

**Restricted countries:**

Pakistan, Iran, Syria, Myanmar, North Korea, the Russian Federation, the Republic of Belarus, Cuba, Lebanon, Libya, Sudan, Crimea, Donetsk, and Luhansk regions of Ukraine.

## Challenge Types

For Traders offers One and Two-Step challenges. It allows for flexible selection of basic parameters such as profit target, max and daily drawdown, profit split, and refundable fee. Depending on the choice of parameters, the company adjusts the price of the challenge accordingly.

For Traders does not offer a traditional scaling plan. Instead, it has introduced the Premium Program, a three-stage alternative to common scaling plans. This program offers an increase in initial balance, higher crypto withdrawal limits, increased max allocation, and enhanced support.

For Traders provides diverse options for investors and traders, tailoring its programs to meet various needs and trading strategies. One-Step, Two-Step and Two-Step Pro Challenges offer unique opportunities for growth and success in financial markets, while maintaining clearly defined conditions and expectations.

## Two-Step

### General Rules Assessment for Two-Step

The Funded Trader **Two-Step** requires completion of **2 phases** to receive a funded account. Account purchase is only available in USD. There are **5 account sizes** to choose from:

- \$6,000, \$15,000, \$25,000, \$50,000, \$100,000

For Traders Two-Step Challenge has a **leverage level of up to 1:125 during the evaluation phases and up to 1:40 during the funded phase**. The total amount of funds available to the investor cannot exceed 200,000\$. This means, for example, an investor can trade two 100,000\$ accounts at the same time at most. For Traders offers a unique way to modify their challenge by allowing Traders to customize almost all of the key challenge conditions. For additional payment or price reduction, compared to default offer, users can modify the profit target of the first and the second phase, max drawdown, daily drawdown, payout schedule, profit split percentage and even refund percentage. All of the phase goals above would be shown the way they are shown on the For Traders website as the default offer:

#### First Phase Goals/Conditions:

- Achieve a 8% profit without specified time frames (10% as an option).
- Daily Drawdown up to 4% of the current account balance (5% as an option).
- Overall Drawdown up to 8% of the initial account balance (9% as an option).
- Minimum number of trading days: 3.\*
- Challenge Leverage: up to 1:125.

#### Second Phase Goals/Conditions:

- Achieve a 5% profit without specified time frames (7% as an option).
- Daily Drawdown up to 4% of the current account balance (5% as an option).
- Overall Drawdown up to 8% of the initial account balance (9% as an option).
- Minimum number of trading days: 3.\*
- Challenge Leverage: up to 1:125.

**Funded Account Goals/Conditions:**

- No specific profitability targets.
- Daily Drawdown up to 4% of the current account balance (5% as an option).
- Overall Drawdown up to 8% of the initial account balance (9% as an option).
- No minimum number of trading days required.
- Challenge Leverage: up to 1:125.

*\*You must trade for a minimum of 3 days (settle an order on a trading day). For each trading day to count, it must show a profit of at least 0.5%.*

After progressing to this stage, the investor receives a **100% Refundable Fee (125% option is available)**. The first payout can be made 14 days after the first trade. Subsequent payouts can be made every two weeks. **The profit split is 80/20**, with 70/30 and 90/10 options available.

- ✔ For Traders offers a unique way to modify their challenge
- ✔ Profit Split up to 90/10
- ✘ No accounts larger than \$100,000
- ✘ Max allocation \$200,000
- ✘ Phase 1, 2: Minimum number of profitable trading days: 3



### Assessment of Specific Standard Rules:

For Traders offers a unique way to modify their challenge by allowing Traders to customize almost all of the key challenge conditions. For additional payment or price reduction, compared to default offer, users can modify the profit target of the first and the second phase, max drawdown, daily drawdown, profit split percentage and even refund percentage. Below You can find a table with all of the customizable conditions as well as additional costs and price reductions in comparison to default challenge offer.


<b>Challenge Condition</b>	<b>Modification</b>	<b>Modification Cost (% to original price)</b>
<u>Profit target Phase 1</u>	8% → 10%	-10%
<u>Profit target Phase 2</u>	5% → 7%	Connected with Phase 1 Modification
<u>Max Drawdown</u>	8% → 9%	+30%
<u>Daily Drawdown</u>	3% ← 4% → 5%	-12% for 3% DD, +25% for 5% DD
<u>Profit Split</u>	80/20 → 90/10 80/20 → 70/30	+25% -6%
<u>Refund</u>	100% → 125%	+5%

*The table presents the challenge cost dependency on challenge conditions modification*

For Traders prop-trading platform **allows** investors to:



Leave positions open **overnight and during weekends**



**Use robots** for conducting transactions

For Traders prop-trading platform **does not allow** investors to:



Trade cryptocurrencies **during weekends**



Trade during significant **economic events**

## Two-Step Pro

### General Rules Assessment for Two-Step Pro

The Funded Trader **Two-Step Pro** requires completion of **2 phases** to receive a funded account. Account purchase is only available in USD. There are **5 account sizes** to choose from:

- \$6,000, \$15,000, \$25,000, \$50,000, \$100,000

For Traders Two-Step Pro Challenge has a **leverage level of up to 1:125 during the evaluation phases and up to 1:40 during the funded phase**. The total amount of funds available to the investor cannot exceed 200,000\$. This means, for example, an investor can trade two 100,000\$ accounts at the same time at most. All of the phase goals above would be shown the way they are shown on the For Traders website as the default offer:

#### First Phase Goals/Conditions:

- Achieve a 6% profit without specified time frames.
- Daily Pause 3% of the current account balance.
- Overall Drawdown up to 8% of the initial account balance.
- Daily Profit Cap: The maximum percentage of the starting balance that can be earned in one trading day is capped at 2%.
- No minimum number of trading days required.
- Challenge Leverage: up to 1:125.

#### Second Phase Goals/Conditions:

- Achieve a 6% profit without specified time frames.
- Daily Pause 3% of the current account balance.
- Overall Drawdown up to 8% of the initial account balance.
- Daily Profit Cap: The maximum percentage of the starting balance that can be earned in one trading day is capped at 2%.
- No minimum number of trading days required.
- Challenge Leverage: up to 1:125.

**Funded Account Goals/Conditions:**

- No specific profitability targets.
- Daily Pause 3% of the current account balance.
- Overall Drawdown up to 8% of the initial account balance.
- No minimum number of trading days required.
- Challenge Leverage: up to 1:125.

After progressing to this stage, the investor receives a **100% Refundable Fee (125% option is available)**. The first payout can be made 14 days after the first trade. Subsequent payouts can be made every two weeks. **The profit split is 80/20**, with 70/30 and 90/10 options available.


- ✓ Affordable Pricing
- ✓ Phase 1: Profit Target 6%
- ✓ No min. trading days
- ✗ Daily Profit Cap
- ✗ 3% Daily Pause
- ✗ Phase 2: Profit Target 6%

### Assessment of Specific Standard Rules:

For Traders prop-trading platform **allows** investors to:



Leave positions open **overnight and during weekends**



**Use robots** for conducting transactions

For Traders prop-trading platform **does not allow** investors to:



Trade cryptocurrencies **during weekends**



Trade during significant **economic events**

## One-Step

### General Rules Assessment for One-Step

The Funded Trader **One-Step** requires completion of **1 phase** to receive a funded account. Account purchase is only available in USD. There are **5 account sizes** to choose from:

- \$6,000, \$15,000, \$25,000, \$50,000, \$100,000

For Traders Two-Step Challenge has a **leverage level of up to 1:125**. The total amount of funds available to the investor cannot exceed 200,000\$. This means, for example, an investor can have two 100,000\$ accounts at most. For Traders offers a unique way to modify their challenge by allowing Traders to customize almost all of the key challenge conditions. For additional payment or price reduction, compared to default offer, users can modify the profit target, payout schedule, profit split percentage and even refund percentage. All of the phase goals above would be shown the way they are shown on the For Traders website as the default offer:

#### First Phase Goals/Conditions:

- Achieve a 9% profit without specified time frames (11% as an option).
- Daily Drawdown up to 3% of the current account balance.
- Overall Drawdown up to 6% of the initial account balance.
- Minimum number of trading days: 3.\*
- Challenge Leverage: up to 1:125.

#### Funded Account Goals/Conditions:

- No specific profitability targets.
- Daily Drawdown up to 3% of the current account balance.
- Overall Drawdown up to 6% of the initial account balance.
- No minimum number of trading days required.
- Challenge Leverage: up to 1:125.

*\*You must trade for a minimum of 3 days (settle an order on a trading day). For each trading day to count, it must show a profit of at least 0.5%.*

After progressing to this stage, the investor receives a **100% Refundable Fee (125% option is available)**. The first payout can be made 14 days after the first trade. Subsequent payouts can be made every two weeks (every week payout option is available). **The profit split is 80/20**, with 70/30 and 90/10 options available.

- ✓ For Traders offers a unique way to modify their challenge
- ✓ Profit Split up to 90/10
- ✗ Overall Drawdown 6%
- ✗ Daily Drawdown 3%
- ✗ Minimum number of profitable trading days: 3

Assessment of Specific Standard Rules:

For Traders offers a unique way to modify their challenge by allowing Traders to customize almost all of the key challenge conditions. For additional payment or price reduction, compared to default offer, users can modify the profit target, payout schedule, profit split percentage and even refund percentage. Below You can find a table with all of the customizable conditions as well as additional costs and price reductions in comparison to default challenge offer.


<b>Challenge Condition</b>	<b>Modification</b>	<b>Modification Cost (% to original price)</b>
<u>Profit target Phase 1</u>	9% → 11%	-5%
<u>Payouts</u>	Bi-Weekly → Weekly	+30%
<u>Profit Split</u>	80/20 → 90/10 80/20 → 70/30	+25% -5%
<u>Refund</u>	100% → 125%	+5%

*The table presents the challenge cost dependency on challenge conditions modification*

For Traders prop-trading platform **allows** investors to:



Leave positions open **overnight and during weekends**



**Use robots** for conducting transactions

For Traders prop-trading platform **does not allow** investors to:



Trade cryptocurrencies **during weekends**



Trade during significant **economic events**



## Extra Extraordinary Rules

### Terms & Conditions

After analyzing the Terms of Use of For Traders, here are some particularly concerning aspects:

#### **Ambiguous Grounds for Service Cancellation**

The platform reserves the right to cancel all services and terminate all contracts related to any client's account at its discretion and at any time. This broad discretion can be concerning as it provides the platform with significant power to terminate services without clear, defined reasons, potentially leaving users vulnerable to unexpected cancellations.

Reference:

**Clause 19.2:** "The Platform reserves the right to cancel all Services and terminate all respective contracts related to any Client's account at its own discretion and at any time. Should the Platform act in accordance with this clause, the Client is entitled to a refund of any fees paid for the currently activated Services or the Services that are yet to be activated."

#### **Prohibited Trading Practices and Ambiguous Definitions**

The definition of prohibited trading practices includes several ambiguous terms such as "aggressive trading," "manipulate demo trading," and "exploit errors." The broad and vague nature of these terms can lead to arbitrary enforcement and difficulties for traders to fully understand and comply with the rules, increasing the risk of unintentional breaches.

Reference:

**Clause 10.1:** "During the demo trading, the Client shall not: perform demo trades in contradiction with these T&C and terms and conditions of the Trading Platform; perform demo trades or combinations of demo trades the purpose of which is to manipulate demo trading, for example by simultaneously entering into opposite positions; perform demo trades using an external or slow data feed; perform aggressive trading, which means using more than 40% of the available margin for 1 single trade or multiple trades on the same instrument in the same direction; use any means which might manipulate, abuse, or give to the Client an unfair advantage when using the Services; use trading strategies that exploit errors in the For Traders Challenge such as errors in display of prices or delay in their update; or otherwise perform demo trades in contradiction with how trading is actually performed in the financial markets, or in a way that establishes concerns that the Platform might suffer financial or other harm as a result of the Client's activities (e.g., overleveraging, overexposure, one-sided bets, account rolling)."

#### **Strict Refund Policy Exceptions**

The refund policy outlines that no refunds will be issued in cases of service interruptions or regulatory changes, regardless of the cause or duration. This can be seen as sketchy because

it absolves the platform of any responsibility to compensate users even if the interruptions are due to the platform's fault or changes in external regulations that affect service delivery.

Reference:

**Clause 6.5.1:** "The Client acknowledges and agrees that no refunds for the Trading Challenge will be issued under the following circumstances: Service Interruptions: In the event of any temporary or permanent interruptions or malfunctions of the Trading Platform, regardless of the cause or duration of such interruptions. Regulatory Changes: In the event of the introduction of new regulations or changes to existing regulations that render the firm unable to provide the Trading Challenge or any part of the Services previously offered to the Client."

### **One-Sided Legal Jurisdiction**

The terms and conditions specify that any legal disputes will be governed by the laws of the Czech Republic, and any disputes will fall within the jurisdiction of the Czech court. This can be disadvantageous for international clients who may find it difficult to pursue legal action or defend themselves due to geographical and legal system differences. This aspect can be seen as a way to discourage legal disputes from clients outside the Czech Republic.

Reference:

**Clause 17.1:** "Any legal relations established by these T&C or related to them, as well as any related non-contractual legal relations, shall be governed by the laws of the Czech Republic. Any dispute that may arise in connection with these T&C and/or related agreements will fall within the jurisdiction of the Czech court having local jurisdiction according to the registered office of the Platform."

## Prohibited strategies

### **Use of Automated Bots**

- The employment of bots and emulators in trading activities is strictly forbidden.

### **High Frequency Trading (HFT)**

- High Frequency Trading (HFT) utilizes sophisticated algorithms and ultra-fast computing to perform a large volume of trades in a matter of seconds, exploiting minimal price disparities. This method leverages speed and technological advancements to gain a market advantage, contributing to liquidity but also raising concerns about market volatility and fairness.

### **One-Sided Betting**

- The practice of using more than 40% of the available margin for a single trade or multiple trades on the same instrument in the same direction is not permitted.

## Arbitrage Trading

- **Hedge Arbitrage:** Involves making two offsetting trades to minimize risk, such as placing opposing bets to ensure some level of profit.
- **Reverse Arbitrage:** Entails simultaneously selling at a higher price in one market and buying at a lower price in another.
- **Latency Arbitrage:** Takes advantage of delays in market data updates by executing trades based on faster access to information.

## Grid Trading

- Grid trading establishes a network of buy and sell orders at specific price intervals to profit from market volatility, executing trades as prices fluctuate. Although effective in both rising and falling markets, it is banned due to the potential for market manipulation or exploitation of structural inefficiencies.

## Tick Scalping

- This strategy aims at capturing minor profits from the smallest price changes, known as "ticks," in rapid succession. It relies heavily on speed, with automated trades lasting from seconds to minutes to catch these quick shifts.

## Hedging

- While hedging is permitted, it is prohibited to hedge between two accounts or multiple accounts. Specifically, a position in one account cannot be hedged by a position in another account.

## Gambling

- Trading practices that resemble gambling rather than calculated decision-making based on market analysis are prohibited. This includes overleveraging, placing one-sided bets without thorough market analysis, or aiming for unrealistic profit targets through high-risk trades. Such behaviors are deemed risky and undermine the principles of responsible trading.

## Verification process

### 1. Components of KYC

- **ID Verification:** This step involves checking the trader's identity documents.
- **Liveness Check:** A selfie is required to ensure that the trader is indeed the holder of the ID.
- **Proof of Address:** If the ID document does not include the trader's address, an additional document (e.g., an electricity bill) containing the address is required.

### 2. KYC Service Provider

- The KYC process is managed by an external provider, Sumsub. The procedure typically takes 2-3 minutes to complete.

## Additional Verification Procedures

### 1. Verification Call

- For Traders may conduct a verification call to further confirm the trader's identity. This step is performed after the trader has completed a challenge and before they are granted access to the For Traders Account (Funded Stage) or before any payout is processed.

### 2. Internal Challenge Review

- The For Traders team internally reviews the trader's challenge to ensure everything is correct. This review is conducted on business days and can take up to 24 hours.

## Contract Preparation and Signature

### 1. Post-KYC and Verification

- Once the KYC process is completed and the trader's challenge is verified, For Traders prepares a collaboration contract.
- The contract is sent to the trader's DocuSign account for an electronic signature.

## Scaling Plan

For Traders does not offer a traditional scaling plan. Instead, it has introduced the Premium Program, a three-stage alternative to common scaling plans. This program offers an increase in initial balance, higher crypto withdrawal limits, increased max allocation, and enhanced support.

### Stage 1 - Bronze Tier

#### Criteria:

- 4 months of simulated profitable trading
- No failed funded accounts in the last 4 months
- No aggressive trading
- At least 4 payouts totaling 13% profit in the last 4 months

#### Benefits:

- 25% increase in account balance
- \$5,000 limit for crypto withdrawals
- Dedicated account manager
- Monthly 1-hour mentoring session with the Head Trader
- Exclusive For Trader merchandise
- Max allocation: \$200,000 (virtual capital)
- Special certificate of achievement

### Stage 2 - Silver Tier

#### Criteria:

- 8 months of simulated profitable trading
- No failed funded accounts in the last 8 months
- No aggressive trading
- At least 6 payouts totaling 20% profit in the last 8 months

#### Benefits:

- \$750 monthly salary
- 50% increase in account balance
- Unlimited crypto withdrawals
- Personal account manager
- Monthly mentoring session with the Head Trader
- Monthly session with a Psychology Coach
- Exclusive For Trader merchandise
- Max allocation: \$300,000 (virtual capital)

### Stage 3 - Gold Tier

#### Criteria:

- 12 months of simulated profitable trading
- No failed funded accounts in the last 12 months
- No aggressive trading
- At least 8 payouts totaling 30% profit in the last 12 months

#### Benefits:

- \$1,500 monthly salary
- 75% increase in account balance
- Unlimited crypto withdrawals
- Personal account manager
- Free challenge entry upon account failure
- Monthly sessions with both the Head Trader and Psychology Coach
- Exclusive For Trader merchandise
- Max allocation: \$300,000 (virtual capital)

## Pricing

### Comparison of Direct Challenge Costs

We compare the direct costs of participating in the challenge offered by For Traders - Two-Step with the average market costs. This analysis enables understanding of how For Traders fares against its competitors in terms of pricing. The costs for the challenge at For Traders for the Two-Step Challenge are **below** the market average.

Challenge Size	Market Average Price	Challenge Price	Difference
\$6 000	\$56	\$53*	-\$3
\$15 000	\$113	\$98*	-\$8
\$25 000	\$209	\$188*	-\$21
\$50 000	\$310	\$269*	-\$41
\$100 000	\$515	\$476*	-\$21

*The table shows a comparison of the average market price for the challenge to the price at For Traders.*

*\*The price includes a discount available on [fxprop.com](https://fxprop.com).*

### Comparison of Costs Relative to Drawdown

It is important to note that the size of drawdown has a significant impact on what we actually receive for the money spent. The Two-Step Challenge has a drawdown at the level of 10%. Therefore, we additionally compare how much drawdown we receive in relation to the dollar spent.

Challenge Size	Market Average Price [Drawdown \$ / \$]	Challenge Price [Drawdown \$ / \$]	Difference [Drawdown \$ / \$]
\$5 000	8	9,4	+1,4
\$10 000	8,6	10,2	+1,6
\$25 000	11,4	13,3	+1,9
\$50 000	15,4	18,6	+3,2
\$100 000	18,5	21	+2,5

*The table shows a comparison of the costs for the challenge in terms of drawdown size relative to the dollar paid.*

### Evaluation of the Cost-Effectiveness of the For Traders Account Challenge

Based on the above data, as well as algorithms we have developed, we assess the cost-effectiveness of purchasing the For Traders Challenge as **good** compared to the market average. The expenditure efficiency in the context of drawdown indicates a better cost-effectiveness than the market average. It is worth noting that For Traders does not offer a challenge with an overall drawdown of 10%, and the comparison was made with an account having an 8% drawdown.

# Available Assets

## Currency Pairs

Symbol Name	Mon-Fri	Sat	Sun	Commission	Lot size	Digits
EURUSD	00:00-24:00	CLOSED	CLOSED	5\$/1 lot	100000	5
USDJPY	00:00-24:00	CLOSED	CLOSED	5\$/1 lot	100000	3
GBPUSD	00:00-24:00	CLOSED	CLOSED	5\$/1 lot	100000	5
USDCHF	00:00-24:00	CLOSED	CLOSED	5\$/1 lot	100000	5
AUDUSD	00:00-24:00	CLOSED	CLOSED	5\$/1 lot	100000	5
USDCAD	00:00-24:00	CLOSED	CLOSED	5\$/1 lot	100000	5
NZDUSD	00:00-24:00	CLOSED	CLOSED	5\$/1 lot	100000	5
AUDCAD	00:00-24:00	CLOSED	CLOSED	5\$/1 lot	100000	5
AUDCHF	00:00-24:00	CLOSED	CLOSED	5\$/1 lot	100000	5
AUDJPY	00:00-24:00	CLOSED	CLOSED	5\$/1 lot	100000	3
AUDNZD	00:00-24:00	CLOSED	CLOSED	5\$/1 lot	100000	5
AUDSGD	00:00-24:00	CLOSED	CLOSED	5\$/1 lot	100000	5
AUDZAR	00:00-24:00	CLOSED	CLOSED	5\$/1 lot	100000	5
CADCHF	00:00-24:00	CLOSED	CLOSED	5\$/1 lot	100000	5
CADJPY	00:00-24:00	CLOSED	CLOSED	5\$/1 lot	100000	3
CHFHUF	00:00-24:00	CLOSED	CLOSED	5\$/1 lot	100000	3
CHFJPY	00:00-24:00	CLOSED	CLOSED	5\$/1 lot	100000	3
CHFZAR	00:00-24:00	CLOSED	CLOSED	5\$/1 lot	100000	5
EURAUD	00:00-24:00	CLOSED	CLOSED	5\$/1 lot	100000	5
EURCAD	00:00-24:00	CLOSED	CLOSED	5\$/1 lot	100000	5
EURCHF	00:00-24:00	CLOSED	CLOSED	5\$/1 lot	100000	5
EURCZK	00:00-24:00	CLOSED	CLOSED	5\$/1 lot	100000	4
EURGBP	00:00-24:00	CLOSED	CLOSED	5\$/1 lot	100000	5
EURHUF	00:00-24:00	CLOSED	CLOSED	5\$/1 lot	100000	5
EURJPY	00:00-24:00	CLOSED	CLOSED	5\$/1 lot	100000	3

*This table shows currency pairs available for trade and their specifications*



Symbol Name	Mon-Fri	Sat	Sun	Commission	Lot size	Digits
EURMXN	00:00-24:00	CLOSED	CLOSED	5\$/1 lot	100000	5
EURNOK	00:00-24:00	CLOSED	CLOSED	5\$/1 lot	100000	5
EURNZD	00:00-24:00	CLOSED	CLOSED	5\$/1 lot	100000	5
EURPLN	00:00-24:00	CLOSED	CLOSED	5\$/1 lot	100000	5
EURRUB	00:00-24:00	CLOSED	CLOSED	5\$/1 lot	100000	
EURSEK	00:00-24:00	CLOSED	CLOSED	5\$/1 lot	100000	5
EURSGD	00:00-24:00	CLOSED	CLOSED	5\$/1 lot	100000	5
EURZAR	00:00-24:00	CLOSED	CLOSED	5\$/1 lot	100000	5
GBPAUD	00:00-24:00	CLOSED	CLOSED	5\$/1 lot	100000	5
GBPCAD	00:00-24:00	CLOSED	CLOSED	5\$/1 lot	100000	5
GBPCHF	00:00-24:00	CLOSED	CLOSED	5\$/1 lot	100000	5
GBPJPY	00:00-24:00	CLOSED	CLOSED	5\$/1 lot	100000	3
GBPNZD	00:00-24:00	CLOSED	CLOSED	5\$/1 lot	100000	5
GBPSGD	00:00-24:00	CLOSED	CLOSED	5\$/1 lot	100000	5
GBPZAR	00:00-24:00	CLOSED	CLOSED	5\$/1 lot	100000	5
NOKSEK	00:00-24:00	CLOSED	CLOSED	5\$/1 lot	100000	5
NZDCAD	00:00-24:00	CLOSED	CLOSED	5\$/1 lot	100000	5
NZDCHF	00:00-24:00	CLOSED	CLOSED	5\$/1 lot	100000	5
NZDJPY	00:00-24:00	CLOSED	CLOSED	5\$/1 lot	100000	3
NZDSEK	00:00-24:00	CLOSED	CLOSED	5\$/1 lot	100000	5
NZDSGD	00:00-24:00	CLOSED	CLOSED	5\$/1 lot	100000	5
SGDJPY	00:00-24:00	CLOSED	CLOSED	5\$/1 lot	100000	3
USDCZK	00:00-24:00	CLOSED	CLOSED	5\$/1 lot	100000	4
USDHKD	00:00-24:00	CLOSED	CLOSED	5\$/1 lot	100000	5
USDHUF	00:00-24:00	CLOSED	CLOSED	5\$/1 lot	100000	5
USDILS	00:00-24:00	CLOSED	CLOSED	5\$/1 lot	100000	5
USDMXN	00:00-24:00	CLOSED	CLOSED	5\$/1 lot	100000	5

*This table shows currency pairs available for trade and their specifications*

Symbol Name	Mon-Fri	Sat	Sun	Commission	Lot size	Digits
USDNOK	00:00-24:00	CLOSED	CLOSED	5\$/1 lot	100000	5
USDPLN	00:00-24:00	CLOSED	CLOSED	5\$/1 lot	100000	5
USD RUB	00:00-24:00	CLOSED	CLOSED	5\$/1 lot	100000	
USDSEK	00:00-24:00	CLOSED	CLOSED	5\$/1 lot	100000	5
USD SGD	00:00-24:00	CLOSED	CLOSED	5\$/1 lot	100000	5
USDZAR	00:00-24:00	CLOSED	CLOSED	5\$/1 lot	100000	5
ZARJPY	00:00-24:00	CLOSED	CLOSED	5\$/1 lot	100000	3

*This table shows currency pairs available for trade and their specifications*

## Precious Metals

Symbol Name	Mon-Fri	Sat	Sun	Commission	Lot size	Digits
XAGUSD	01:00-24:00	CLOSED	CLOSED	5\$/1 lot	5000	3
XAUUSD	01:00-24:00	CLOSED	CLOSED	5\$/1 lot	100	2
XPDUSD	01:00-24:00	CLOSED	CLOSED	5\$/1 lot	100	2
XPTUSD	01:00-24:00	CLOSED	CLOSED	5\$/1 lot	50	2

*This table shows precious metals available for trade and their specifications*

## Oil

Symbol Name	Mon-Fri	Sat	Sun	Commission	Lot size	Digits
CL	01:00-24:00	CLOSED	CLOSED	5\$/1 lot	1000	3
BRENT	01:00-24:00	CLOSED	CLOSED	5\$/1 lot	1000	3
NGAS	01:00-24:00	CLOSED	CLOSED	5\$/1 lot	10000	3

*This table shows oil instrument available for trade and its specifications*

## Cryptocurrencies

Symbol Name	Mon-Fri	Sat	Sun	Commission	Lot size	Digits
BTCUSD	00:00-24:00	CLOSED	CLOSED	-	1	2
BCHUSD	00:00-24:00	CLOSED	CLOSED	-	1	3
ETHUSD	00:00-24:00	CLOSED	CLOSED	-	1	2
LTCUSD	00:00-24:00	CLOSED	CLOSED	-	1	3

*This table shows cryptocurrencies available for trade and their specifications*

## Indices

Symbol Name	Mon-Fri	Sat	Sun	Commission	Lot size	Digits
DAX	01:00-24:00	CLOSED	CLOSED	-	10	1
DOW	01:00-24:00	CLOSED	CLOSED	-	5	1
FTSE	01:00-24:00	CLOSED	CLOSED	-	10	1
NSDQ	01:00-24:00	CLOSED	CLOSED	-	2	1
HK50	01:00-24:00	CLOSED	CLOSED	-	10	1
NIKKEI	01:00-24:00	CLOSED	CLOSED	-	10	0
SP	01:00-24:00	CLOSED	CLOSED	-	2	1
STOXX50	01:00-24:00	CLOSED	CLOSED	-	10	1
CAC	01:00-24:00	CLOSED	CLOSED	-	10	1
ASX	01:00-24:00	CLOSED	CLOSED	-	10	1

*This table shows indices available for trade and their specifications*

# Trading

## Server Provider

For Traders uses **Capital Markets** as liquidity providers.

Capital Markets has extensive experience in the capital markets. It has developed a strong brokerage activity. It deals with long-term management of clients' funds, providing them access to a high-quality, specialized portfolio of services.

Besides portfolio management, Capital Markets offers services for the purchase and sale of shares based on client instructions. It enables direct trading on 22 stock exchanges in Europe and the USA. Moreover, it regularly monitors the world's largest initial public offerings of companies from all sectors, as well as investments in mutual funds.

Capital Markets provides services not only to clients but also to financial intermediaries. The company's priority is the transparency of the investment program and the above-average remuneration of financial intermediaries.

Capital Markets, o.c.p., a.s., is a regulated entity and is subject to the supervision of the National Bank of Slovakia. The company's operations are conducted in accordance with a license for the provision of investment services granted by the National Bank of Slovakia. Since 2008, it has been an active participant in the Securities Broker Association, and also a member of the American Chamber of Commerce.

## Platforms

For Traders offers trading on the **Metatrader 5 (MT5)**, **DXtrade** and **TradeLocker** platforms.



## Leverage

The leverage size offered by the For Traders prop-trading firm is:

	<b>Evaluation Phases</b>	<b>Funded Phase</b>
<b>Forex</b>	1/125	1/40
<b>Indices</b>	1/20	1/10
<b>Stocks</b>	1/20	1/20
<b>Commodities</b>	1/40	1/10
<b>Cryptocurrencies</b>	1/3	1/2

## Spread

Instrument	Morning Avg	Afternoon Avg	Evening Avg	Daily Avg
EURUSD	3,0	2,7	2,0	2,6
GBPUSD	5,7	6,0	4,7	5,4
USDCHF	7,3	6,7	6,3	6,8
USDJPY	6,7	5,3	5,0	5,7
USDCAD	9,0	6,7	8,7	8,1
EURCHF	7,3	7,3	7,7	7,4
EURGBP	2,7	3,3	2,7	2,9
EURAUD	11,0	5,3	9,7	8,7
GBPNZD	15,7	11,3	10,7	12,6
AUDUSD	5,7	4,0	5,0	4,9
EURJPY	3,0	3,0	3,0	3,0
AUDCHF	10,0	10,7	10,3	10,3
EURNZD	17,3	15,3	19,7	17,4
GBPAUD	11,7	10,0	8,0	9,9
GBPCAD	10,3	7,3	7,7	8,4
AUDNZD	9,0	4,3	9,3	7,6
NZDUSD	7,0	7,0	7,7	7,2
CHFJPY	15,3	15,0	13,7	14,7
EURCAD	7,7	3,3	6,7	5,9
GBPCHF	13,3	14,0	11,0	12,8
AUDJPY	7,0	6,0	6,7	6,6
NZDCHF	10,3	11,7	10,3	10,8

*This table shows an average spread of the available instruments*

<b>Instrument</b>	<b>Morning Avg</b>	<b>Afternoon Avg</b>	<b>Evening Avg</b>	<b>Daily Avg</b>
NZDJPY	8,7	9,0	8,0	8,6
NZDCAD	10,0	8,7	9,7	9,4
CADJPY	5,7	3,0	5,7	4,8
AUDCAD	6,0	4,3	6,3	5,6
CADCHF	10,3	10,3	10,3	10,3
GBPJPY	13,3	10,7	11,3	11,8
ZARJPY	53,0	53,3	54,7	53,7
SGDJPY	59,0	62,0	59,7	60,2
EURPLN	88,7	86,0	100,0	91,6
USDCZK	49,0	48,3	18,3	38,6
EURCZK	66,7	70,3	87,3	74,8
USDSEK	126,7	130,3	252,7	169,9
EURSEK	182,3	172,7	278,3	211,1
USDNOK	174,7	205,0	181,3	187,0
EURNOK	180,7	166,3	280,3	209,1
EURHUF	156,7	209,7	241,7	202,7
USDPLN	101,7	142,3	105,0	116,3
USDHUF	113,3	207,7	269,3	196,8
EURSGD	79,3	81,7	80,3	80,4
EURZAR	1004,7	1012,3	1086,7	1034,6
USDSGD	76,7	77,7	79,7	78,0
USDZAR	929,3	941,3	1035,7	968,8

*This table shows an average spread of the available instruments*

<b>Instrument</b>	<b>Morning Avg</b>	<b>Afternoon Avg</b>	<b>Evening Avg</b>	<b>Daily Avg</b>
USDHKD	325,0	326,3	326,3	325,9
USDMXN	1097,7	999,0	1086,0	1060,9
EURMXN	1197,0	1233,0	1169,0	1199,7
USDRUB	0,0	0,0	0,0	0,0
AUDSGD	77,0	77,0	77,0	77,0
AUDZAR	866,3	947,3	1114,0	975,9
CHFHUF	220,7	158,3	311,3	230,1
CHFZAR	1138,0	1079,7	1311,3	1176,3
EURRUB	0,0	0,0	0,0	0,0
GBPSGD	82,3	86,0	84,7	84,3
GBPZAR	1034,3	1093,3	1209,0	1112,2
NOKSEK	33,0	25,7	36,3	31,7
NZDSEK	192,3	163,7	239,0	198,3
NZDSGD	82,7	82,3	85,3	83,4
USDILS	283,0	269,0	522,7	358,2
XAUUSD	17,3	13,3	13,0	14,6
XAGUSD	11,3	12,7	12,0	12,0
CL	43,3	50,0	50,0	47,8
CL.i	43,3	50,0	50,0	47,8
BRENT	41,0	50,0	50,0	47,0
BRENT.i	41,0	50,0	50,0	47,0
DAX	7,0	6,0	6,3	6,4

*This table shows an average spread of the available instruments*



<b>Instrument</b>	<b>Morning Avg</b>	<b>Afternoon Avg</b>	<b>Evening Avg</b>	<b>Daily Avg</b>
CAC	36,7	17,0	16,0	23,2
STOXX50	15,3	16,3	14,0	15,2
NIKKEI	13,0	7,0	6,3	8,8
ASX	26,0	27,0	26,3	26,4
FTSE	10,0	8,7	9,7	9,4
HK50	46,0	52,0	50,7	49,6
NSDQ	10,3	11,0	8,7	10,0
SP	6,0	7,0	3,0	5,3
DOWw	17,3	21,7	18,7	19,2
BTCUSD	398,0	641,0	445,3	494,8
ETHUSD	32,0	70,7	38,0	46,9
LTCUSD	48,3	107,3	39,0	64,9
BCHUSD	225,7	504,3	361,0	363,7

*This table shows an average spread of the available instruments*

## Methodology

The methodology for calculating the **average spread** at various times of the day involved taking three separate spread measurements at approximately 10-minute intervals. These measurements were conducted at specific times to represent morning, afternoon, and evening averages:

### **Morning Average**

This average was calculated based on three spread measurements taken around 08:00 GMT, with each measurement approximately 10 minutes apart.

### **Afternoon Average**

For the afternoon average, three spread measurements were similarly taken around 13:00 GMT, at roughly 10-minute intervals.

### **Evening Average**

The evening average involved three spread measurements conducted around 18:00 GMT, also with approximately 10-minute intervals between each measurement.

The average for each of these time periods was calculated using the following formula:

$$\text{Average} = (\text{Measurement 1} + \text{Measurement 2} + \text{Measurement 3}) / 3$$

Subsequently, to determine the Daily Average spread, the averages obtained for the morning, afternoon, and evening were combined using a similar formula:

$$\text{Daily Average} = (\text{Morning Average} + \text{Afternoon Average} + \text{Evening Average}) / 3$$

# Deposits and Withdrawals

## Deposits

For Traders accepts all major **credit, bank, and cryptocurrency**. Once you make a payment, you will immediately gain access to your account. Currently, besides card payment, For Traders accepts only **cryptocurrencies** for a small commission fee (~2\$), which is refundable with the first profit split.

Payments can be made with cryptocurrencies such as **Bitcoin Lightning (LBTC), Bitcoin (BTC), Ethereum (ETH), Tether (USDT), Tron (TRX), SOL (SOL), USD Coin (USDC)** and **Litecoin (LTC)**.

**Computer** 54.00 USD  
FT – Two Step Challenge MT4 - ...  
ID: ...

Pay with

Search by crypto... 🔍

- Bitcoin Lightning**  
0.00127697 BTC
- Bitcoin**  
0.00136278 BTC
- Ether**  
0.0269964 ETH
- Tether USD**  
56.915663 USDT
- Tronix**  
521.442881 TRX

[Back to Merchant](#)

Valid 14m 36s

**Computer** 54.00 USD  
FT – Two Step Challenge MT4 - ...  
ID: ...

Pay with

Search by crypto... 🔍

- Tether USD**  
56.915663 USDT
- Tronix**  
521.442881 TRX
- SOL**  
0.55042921 SOL
- USD Coin**  
65.438886 USDC
- Litecoin**  
0.84095106 LTC

[Back to Merchant](#)

Valid 14m 25s

*Cryptocurrencies accepted as payment methods in For Traders*

## Withdrawals

For Traders users, although trading with simulated capital, are eligible to receive real money rewards if they successfully generate "profit" in their For Traders account. This system rewards users who can demonstrate their trading skills by profitably managing simulated capital.

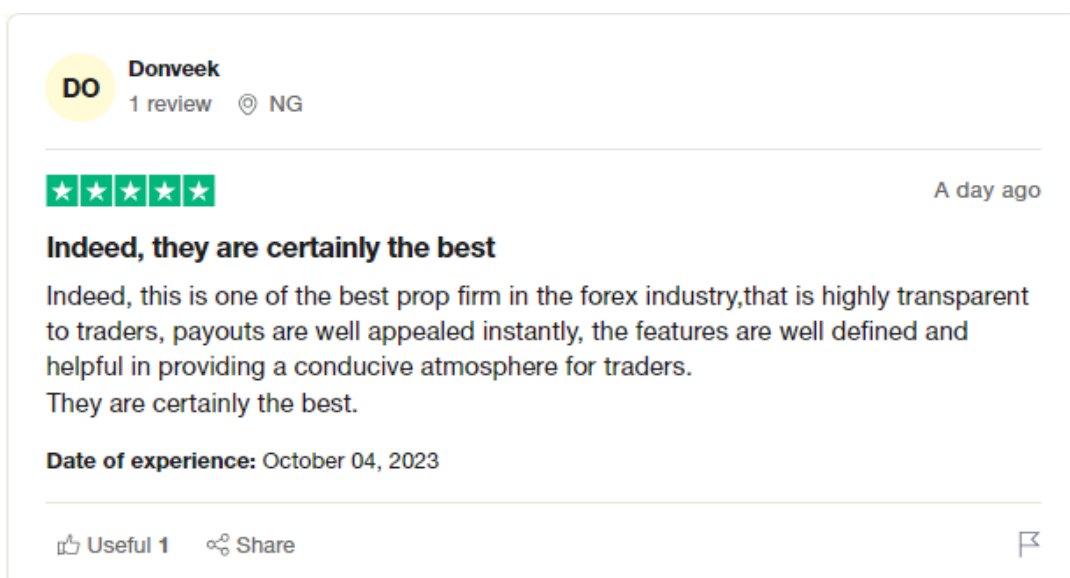
The policy for requesting payouts is as follows: Traders may request their **first payout** after a **14-day period** of successful trading. Subsequent payouts can be requested either **bi-weekly or weekly**, based on the account plan selected by the user. Once a payout request is made, the **process of transferring funds** is typically completed **within 24 hours**.

Withdrawal of funds is facilitated through the "Payouts" section located in the user dashboard, specifically under the "Request New Payout" area. The **minimum threshold for payouts** is set at **\$100**. When users accumulate the minimum required amount, they can initiate a payout request. For Traders offers two **payout options: Cryptocurrency or Bank Transfer**. Cryptocurrency withdrawals initially are capped to \$2 000 per transaction. This initial cap can be increased to \$5 000 per transaction with scaling to the Bronze tier and eventually removed completely after achieving Silver Tier.

## Reviews on Withdrawals

The reviews on Trustpilot about For Traders withdrawal process are overwhelmingly positive. Positive feedback often praises the quick withdrawal approval and processing time.

Reviews example:



*Example of a review about payments and withdrawals on the For Traders Platform*



**Ramdev choudhuri**

1 review IN



A day ago

**Fast Payout & customer support**

Fast customer support, fast payout bi weekly payout customize plan for traders that's Awesome fully trusted propfirm

**Date of experience:** January 02, 2024

Useful Share



*Example of a review about payments and withdrawals on the For Traders Platform*



**mahoro bwenge patrick**

4 reviews RW



Dec 4, 2023

**TRUTH ABOUT FOR TRADERS PAY OUTS**


just like i said in the previous reviews about this prop firm For Traders which was called billions club before, in my first review, i was buying the account, my second review was passing and getting funded, and finally today after 2 weeks trading their funded account, i have received my pay out plus my refund. they have taken about 4 hours to approve it and it took 2 minutes to receive the USDC coins into my binance account. i can trully say that this prop firm pays. and when u withdraw in cryptal, the money comes very fast. so always use the promotion codes the company advertises on their website in order to get a cheap account in addition to that, use an affiliate code LOGIC250 to get a 20 percent off.note that u can insert inn a prom code and below it their is space for affiliate code. i have used this code for many accounts and it really works. they even gave me a pay out certificate.

**Date of experience:** December 04, 2023


Useful Share



*Example of a review about payments and withdrawals on the For Traders Platform*

 **MCHAEL ANGELOBLAITZ**  
2 reviews    © NG

---




 Merged Nov 24, 2023

**Amazing propfirm**

Amazing propfirm. Great customer support, Zero slippage, low commission, fast payout, weekly payout and an awesome platform to help traders grow and become profitable. I just love billionsclub

**Date of experience:** November 24, 2023

---

 Useful     Share 

*Example of a review about payments and withdrawals on the For Traders Platform*

# Support

For Traders provides customer support through **email** and **live chat**. Below is a list of available channels:

- **Physical Office Address** - Goldcrest Executive Building, Office No. 1210, JLT, Cluster C, Dubai, United Arab Emirates
- **Email ID** - support@fortraders.com
- **Live Chat** - Directly available from the site.
- **For Traders Support Timings** - Support is here for you 24/5, excluding weekends.

For Traders users can also contact experts through social media channels:

- **YouTube**(<https://www.youtube.com/@fortraderscom/videos>)
- **Discord**(<https://discord.com/invite/ze9zgt6VJR>)
- **Facebook**(<https://www.facebook.com/fortraderscom/>)
- **Instagram**(<https://www.instagram.com/fortraderscom/>)
- **X**(<https://twitter.com/fortraderscom>)

## For Traders Support Performance Evaluation

The performance of the support was verified by FXProp in the period of December 20-30, 2023.

### Email Support

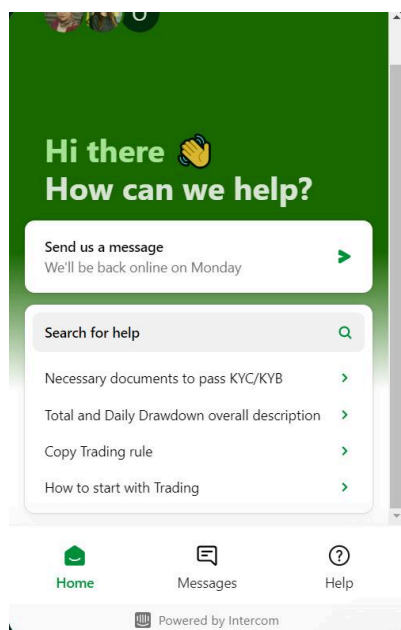
You can contact For Traders via email. The average waiting time for a response is 40 minutes. We recommend turning to the online chat, as it is more convenient and faster.

**Support email contact:**  
[support@fortraders.com](mailto:support@fortraders.com)

## Chat Support

For Traders strongly recommend using their online chat as the primary method of communication. To start a chat, you need to provide an email address, to which responses from the chat will be sent. Usually, the expected waiting time for the first response is between 10 to 30 minutes, depending on the day. The average response time, calculated based on chat interactions, is around 15 minutes.

**For Traders has a poor live chat.** Indeed, chat staff respond substantively to the questions asked. In case of doubts, they expand on the topics. They use links with information that can be found on their website. They provide answers to all the asked questions, but the waiting time definitely does not encourage conversation. Also misleading may be the information displayed at the start in the live chat window, stating that the service will return the next day. Support operates from Monday to Friday, however, the response time is much slower than industry standards indicate. After all, this method is considered the fastest for receiving support and resolving any possible issues.



*Live Chat on the For Traders Platform*

**Verified**  
by fxprop

For Traders provides poor support to their clients, willingly assisting them with their questions. Although live chat staff respond substantively, the average waiting time for a response is 15 minutes. Also, the live chat is not available on weekends.

This was verified by FXProp in the period of December 20-30, 2023.



# Access to Knowledge

## FAQ

For Traders features a help center designed to provide insights and assistance across different facets of the platform's operation. The help center is segmented into various categories, each aimed at addressing specific aspects of trading and platform usage:

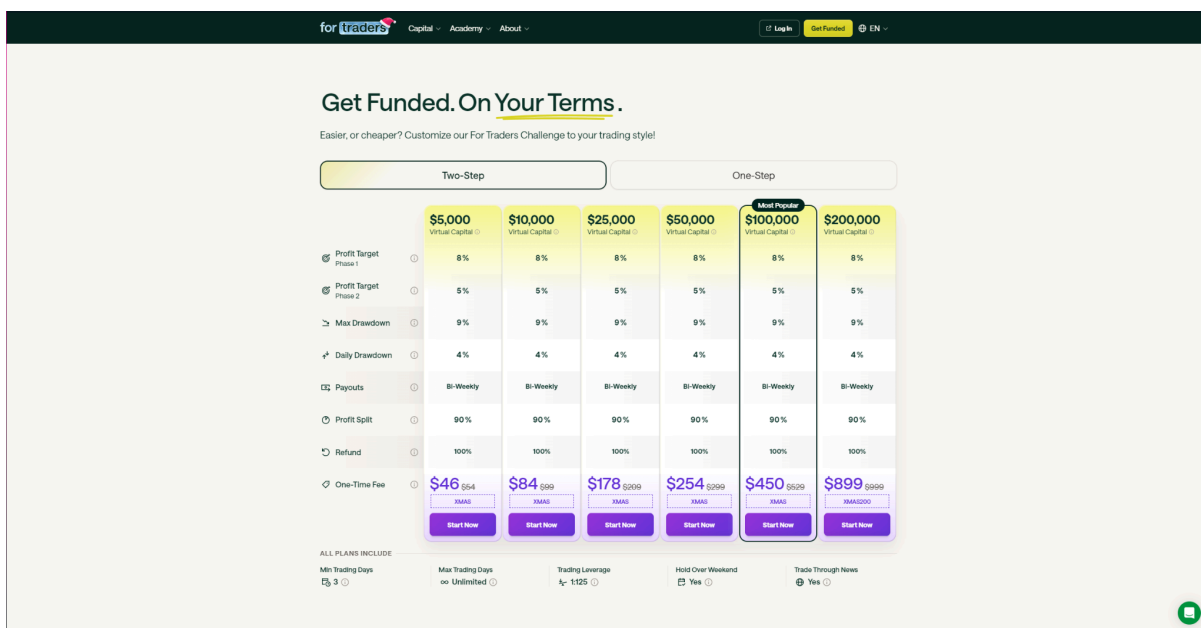
- **General Questions:** This section addresses fundamental inquiries that new or prospective users might have about the For Traders platform and its services.
- **How Challenges Work:** This section is tailored to provide detailed insights into the specifics of the For Traders Challenge, a key feature of the platform.
- **Challenge Rules & Key Metrics:** This section of the FAQ appears to delve into the specific rules, targets, and important metrics associated with the For Traders Challenge, helping traders to understand the parameters within which they must operate and what they need to achieve.
- **What's Allowed & Forbidden:** This section is designed to clarify the permissible practices and prohibited actions within the For Traders platform, especially regarding the trading challenge, ensuring participants understand the boundaries of acceptable behavior and the consequences of rule violations.
- **Dashboard & Trading Journal:** This section is focused on helping users understand and effectively utilize the Dashboard and Trading Journal features on the For Traders platform.
- **Trading, Platforms & Instruments:** This section is designed to provide detailed information on the trading environment, platform setup, and the various trading instruments available on the For Traders platform. This section is key for users to understand the operational specifics and trading conditions offered.
- **Funded Account & Payouts:** This section provides detailed information about the transition to a funded account after completing the challenge and the various aspects of the payout process on the For Traders platform. This section is made for traders to understand the financial and procedural aspects of handling a funded account and receiving earnings.

While the FAQ section of the For Traders platform may not offer the same depth and breadth of knowledge as platforms like FTMO or FundedNext, it still effectively answers fundamental questions. The articles are relatively concise, providing quick and accessible information to users.

# Web Platform Assessment

## Design and Usability

The website fortraders.com presents a professional and user-friendly design, catering to individuals interested in trading and financial markets. It features a clear structure with easy navigation, allowing users to access various sections like "How It Works," "Pricing & Plans," and "FAQs." The site also incorporates engaging visual elements and informative content, including testimonials, trading instruments, and educational resources. Overall, the design and usability seem tailored to provide a comprehensive and accessible experience for users with different levels of trading expertise.



For Traders Web Platform design showcase

## Account Purchase Process

## Social media and Communication

**YouTube** (<https://www.youtube.com/@fortraderscom/videos>) - On the YouTube channel, you can find interviews with traders and interesting videos on how to increase your trading efficiency. The frequency of publication is up to 5 videos per month.

**Discord** (<https://discord.com/invite/ze9zqt6VJR>) - On this channel, there is a lot of varied and useful information such as news, giveaways, contests. Traders also share information about their payments from the company. There is support, a general chat, a chat with trading ideas from traders, a gaming chat, funny memes, and educational materials. The activity on the Discord channel is high.

**Facebook**(<https://www.facebook.com/fortraderscom>) - For Traders actively manages a group on Facebook. Mostly, the information here is similar to that on the Instagram page and X. The frequency of posts is 20-30 per month.

**Instagram**(<https://www.instagram.com/fortraderscom/>) - On the Instagram page, a sufficient amount of information is published about promotions, contests, promo codes, giveaways, as well as announcements about new interviews. Frequency of posts 30-40 per month.

**X**(<https://twitter.com/fortraderscom>) - In this social network, various types of contests, giveaways, client payouts, news about changes and innovations, as well as advertisements for new videos on YouTube are published.

**TikTok**(<https://www.tiktok.com/@fortraderscom>) - On the TikTok platform, the company publishes brief information about contests, as well as partial materials for understanding trading in the markets. Activity is very low. Videos are published very rarely. Only a few videos in half a year.

**Inkedin**(<https://www.linkedin.com/company/fortraderscom/about/>) - On this platform, you can find information about the company, the employees, and the job vacancies that the company needs.

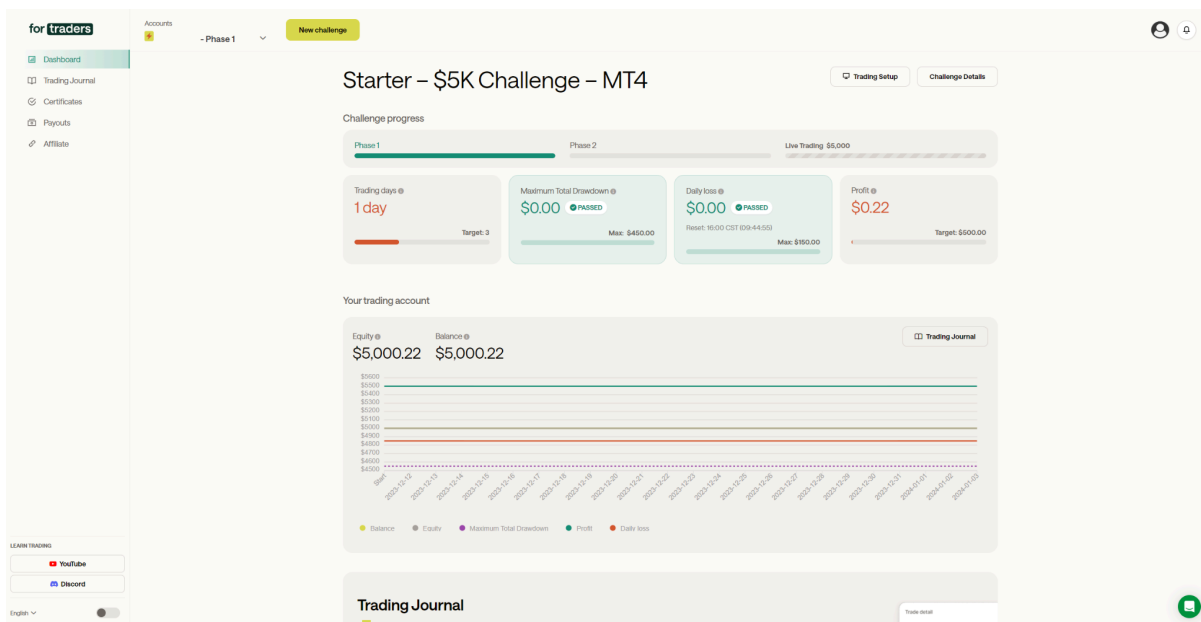
Platform	Followers	Engagement Rate
Facebook	1 800	20,02
X	11 100	1,25
Instagram	74 200	0,30
Youtube	5 150	3,85

*Engagement rate in social media*

## Additional Tools/features

### Dashboard

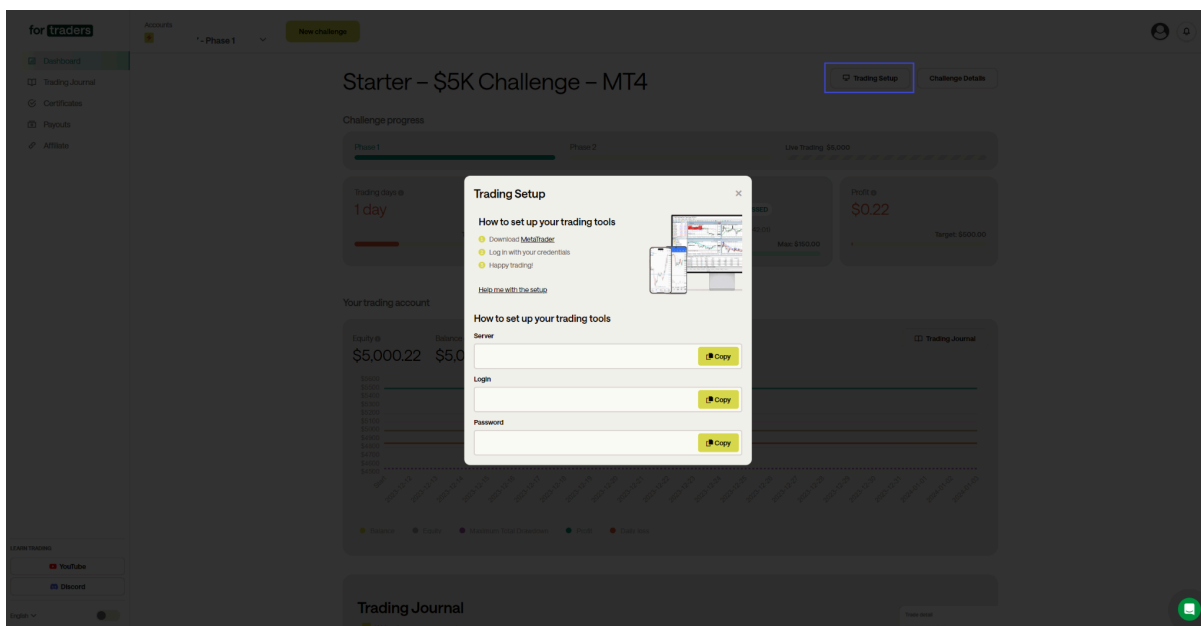
The Dashboard is a tool designed to offer users a central hub for accessing information related to their trading activities.



First look on For Traders platform Dashboard

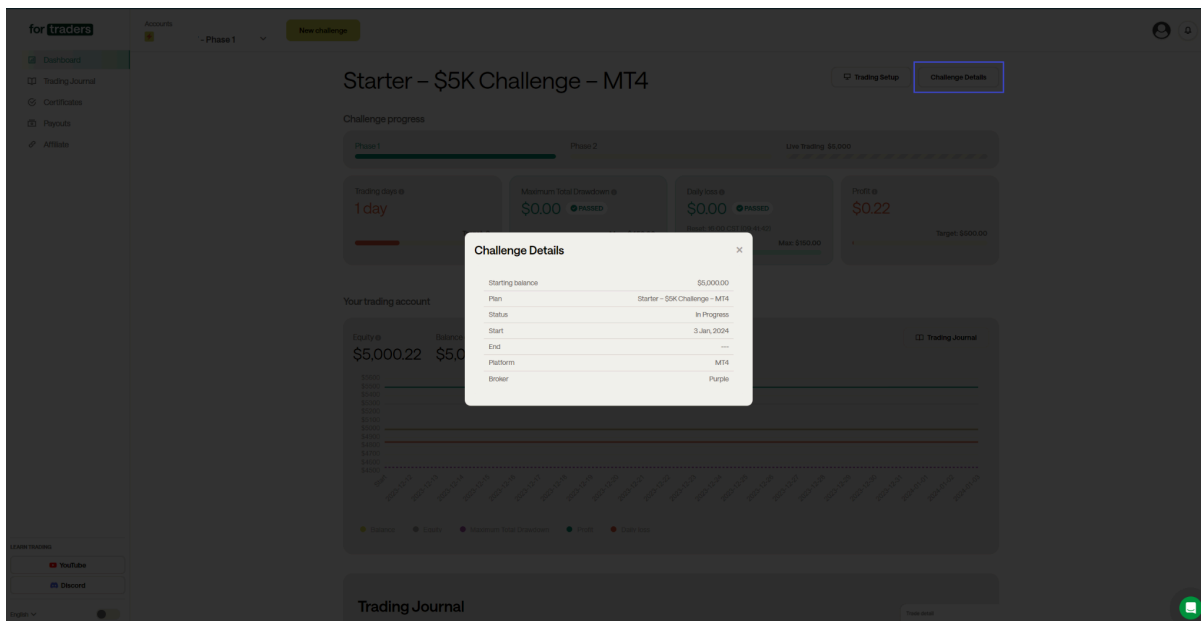
Within the Dashboard, users can access the following key components:

**Trading setup** button, by pressing which user can find *tutorial* on how to set up trading tools as well as *credentials* to the user's trading platform.



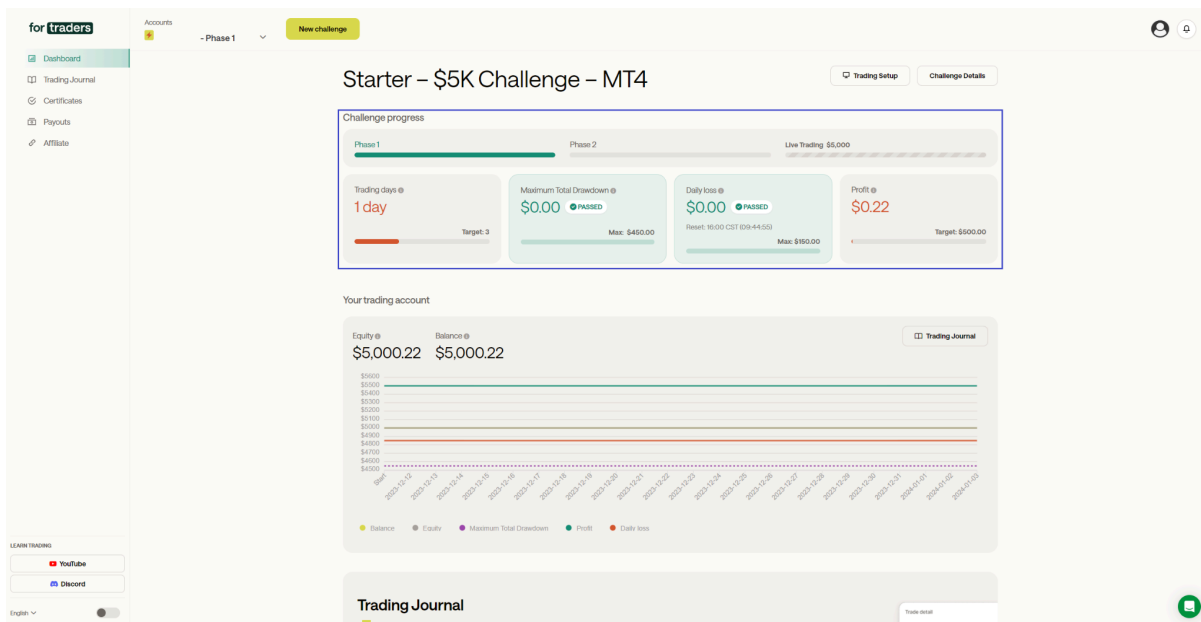
Dashboard overview #1 Trading Setup

**Challenge details** button, by pressing which user will gain access to basic challenge details, such as *starting balance, plan, status, challenge start date, challenge end date, platform* and *broker*



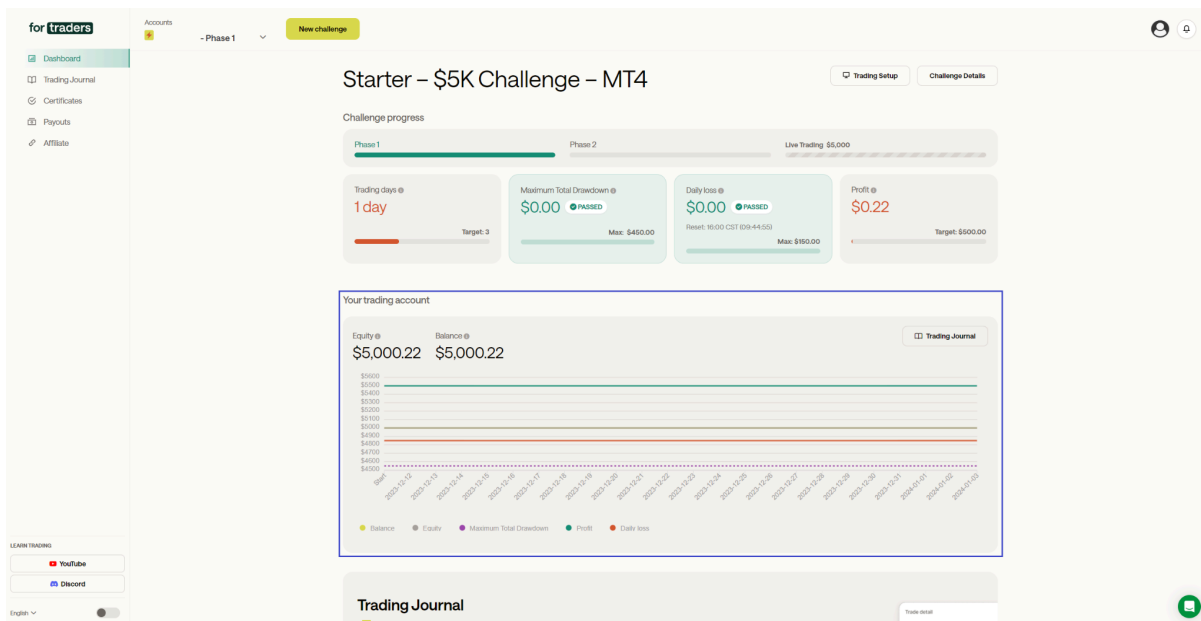
Dashboard overview #2 Challenge Details

**Challenge progress** section: This section provides a showcase of the user's trading journey, offering details on current challenge phase as well as real time data on trading days, *maximum total drawdown, daily loss and profit*.



Dashboard overview #2 Challenge Progress

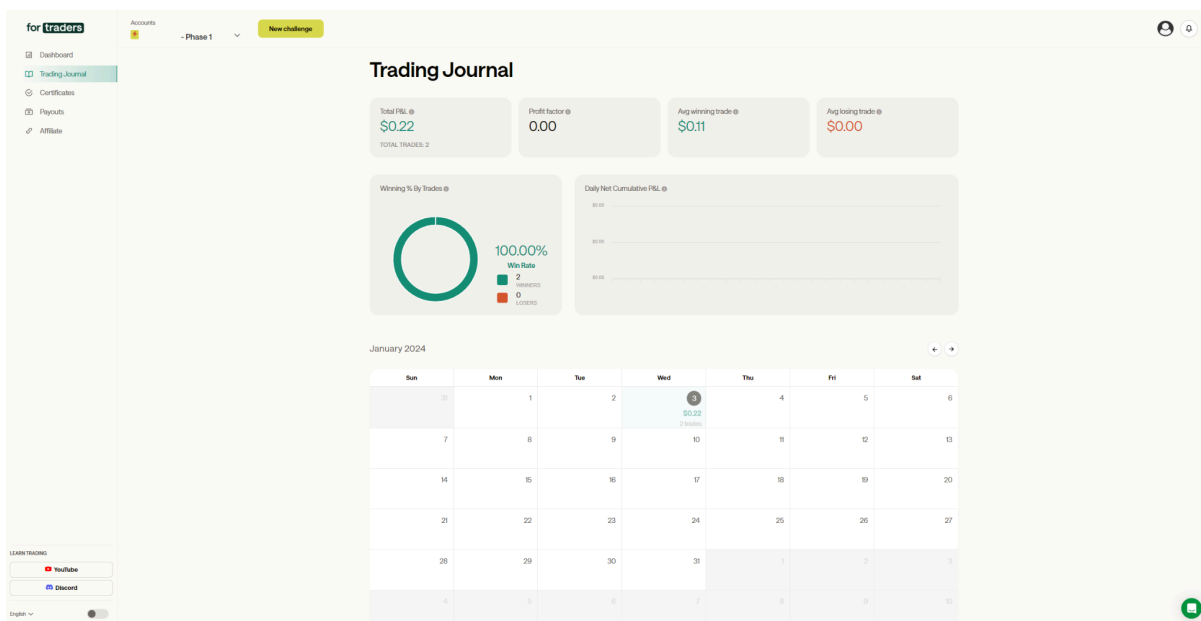
**Your trading account** section: A showcase of the user's trading progress is featured, including a graphical representation of the user's performance throughout their challenge. Data such as *balance, equity, maximum total drawdown, profit, and daily loss* are depicted on this graph.



*Dashboard overview #3 Your Trading Account section*

## Trading Journal

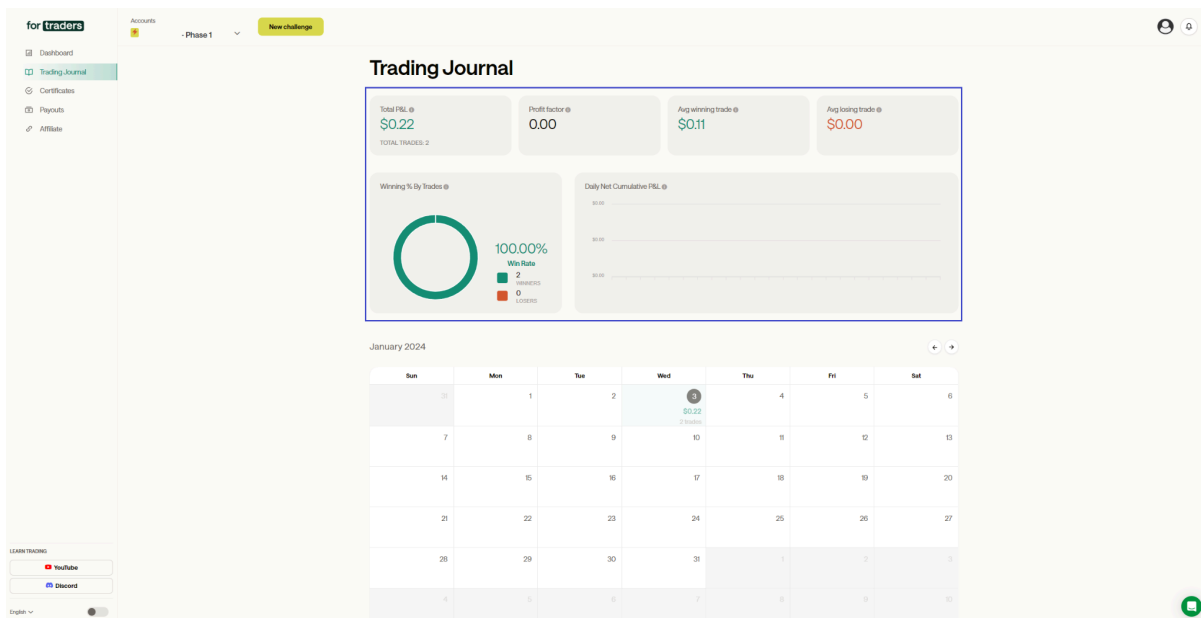
The "Trading Journal" section is designed to provide traders with a comprehensive review of their trade activities during the current trading cycle. This section is divided into two parts: overall trading statistics and the trading journal itself.



*First look on For Traders platform Trading Journal*

In the overall statistics segment, users can access the following information:

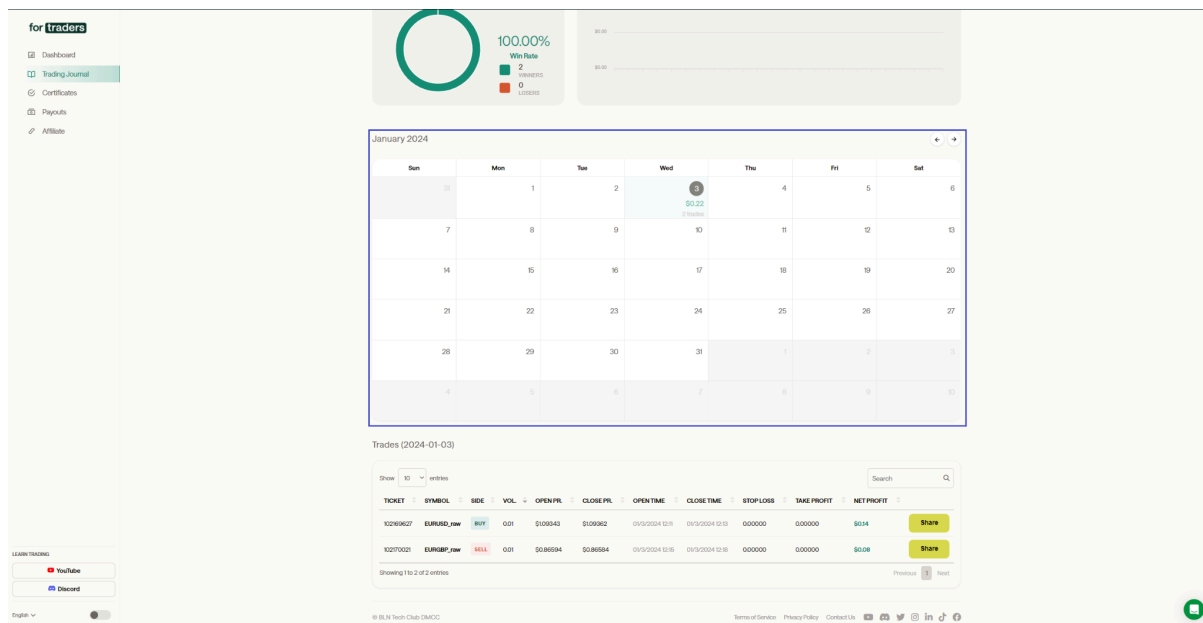
- **Total P&L:** This represents the total sum of money either gained or lost since the beginning of the respective stage.
- **Profit Factor:** This metric evaluates the effectiveness of a trading strategy by comparing gross profits to gross losses. For instance, a Profit Factor of 2 indicates that for every dollar lost, two dollars were earned.
- **Average Winning Trade:** This is the average amount of money gained from profitable trades since the beginning of the respective stage.
- **Average Losing Trade:** This is the average amount of money lost from unprofitable trades since the beginning of the respective stage.
- **Winning Percentage by Trades:** This shows the ratio of winning to losing trades since the beginning of the respective stage.
- **Daily Net Cumulative P&L:** A performance metric that tracks the total net profit or loss accumulated on a daily basis since the beginning of the respective stage.



Trading Journal overview #1 Overall statistics

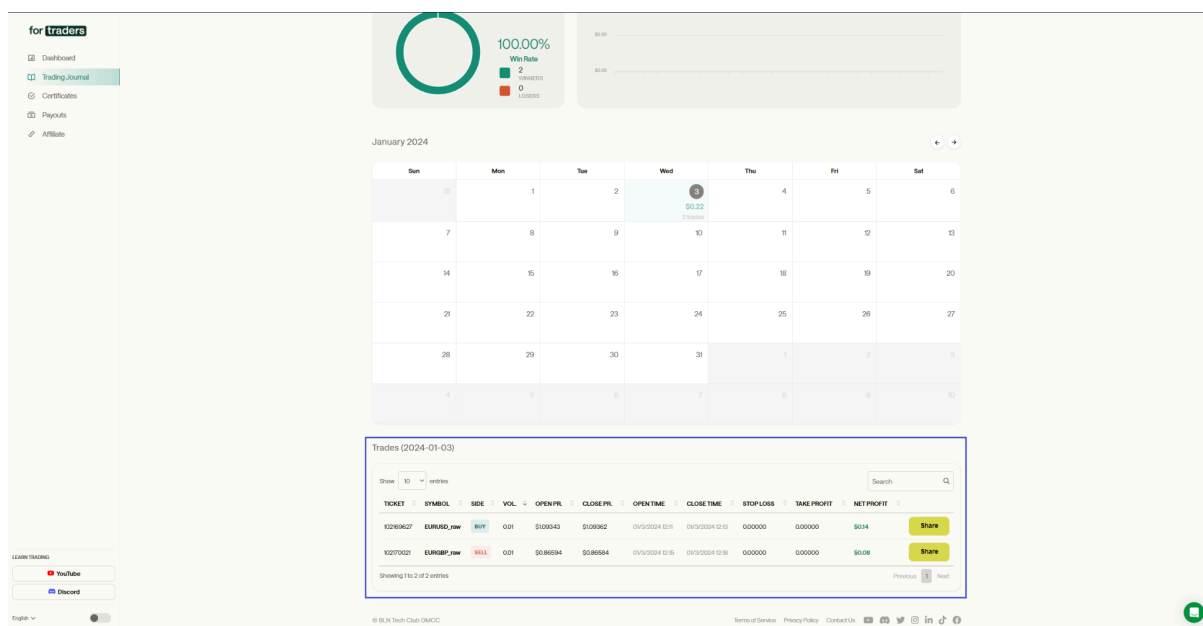
The trading journal segment is methodically organized into two main components: a calendar and a trading history table.

The calendar is specifically designed to facilitate a more comfortable and efficient search through trading history, segmenting it into individual days.



Trading Journal overview #2 Calendar

Meanwhile, the trading history table is structured to streamline the process of recording and analyzing trading activities. Its design focuses on providing a clear and organized overview of trades.



Trading Journal overview #3 Trading history table



# Additional

## Client Reviews Summary

Evaluations of the For Traders platform:

- **Trustpilot** – 4.4 (400 reviews)

With an overall rating of **4.4** out of 5, For Traders demonstrates a predominantly positive reception among its user base, reflecting well on various aspects of its operations, including customer support. This high rating suggests that the positive experiences significantly outweigh the negative ones for the majority of users. However, it is important to consider this in the context of the detailed aspects of customer support:

### Positive Contributions to High Rating:

- **Helpful and Responsive Support:** Several users have complimented the platform for its excellent customer support, quick responses, and professional approach.
- **Good Challenge Conditions and Transparency:** Many users appreciate the fair challenge conditions, transparency in operations, and the clarity of rules, with no hidden surprises.
- **Profitable Opportunities:** Positive reviews highlight the profitable opportunities offered by the platform, including a high profit split, weekly payouts, and successful trading experiences.
- **Community and Educational Support:** The firm is praised for its community engagement, educational live streams, and events like giveaways and scalping events, fostering a learning environment for traders.
- **Flexibility and Customization:** Users have noted the flexibility to adjust trading conditions to suit individual needs and the option to customize challenges, enhancing user experience.

### Negative Aspects Impacting the Rating:

- **Issues with Refunds and Payments:** Some users have encountered problems with refunds and payments, including delays and unfulfilled refund requests, leading to distrust.
- **Account and Challenge Management Concerns:** Complaints about challenges being unfairly failed, issues with KYC verification, and problems with account management have been raised.
- **Technical Issues and Spread Concerns:** There are mentions of technical issues like network problems on trading platforms and concerns over spreads, especially during news events, affecting trading efficiency.

- **Banning and Blocking of Users:** Certain users have reported being banned or blocked from the platform, especially when raising queries or issues, indicating a lack of openness to feedback.
- **Perceived Lack of Professionalism:** Some users perceive a lack of professionalism in the platform's handling of user issues and concerns, as well as in their communication and overall management.

### Conclusion:

The high rating of the platform is attributed to its helpful and responsive support, fair challenge conditions, transparency, profitable opportunities, community and educational support, and flexibility in customization, all enhancing the user experience. However, this positive perception is countered by issues such as problems with refunds and payments, challenges in account and challenge management, technical difficulties, and concerns about spreads, which lead to user distrust. Additionally, the platform faces criticism for banning and blocking users who raise issues, and a perceived lack of professionalism in handling user concerns and communication, suggesting areas for improvement.

## Promotions and Discounts

For Traders offers discounts. It is recommended to always check if they are available at the time of purchasing an account. Typically, a discount for a challenge can be obtained in each period of the year. When one expires, another appears. Generally, they have one promotion for a given time period. For Traders maintains a balanced number of promotions. Users do not get the impression that they compete solely on price, but rather that they encourage taking advantage of their services.

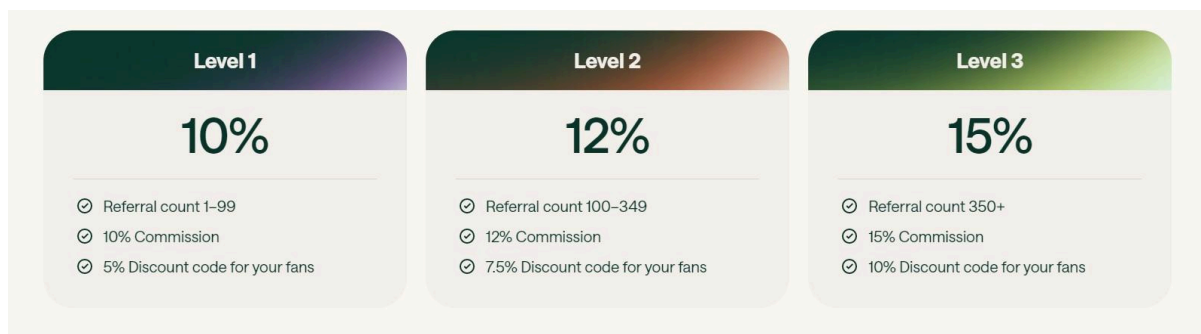
### Use our code to receive a discount:



## Affiliations

For Traders offers:

- High affiliate commissions
- Easy and fast withdrawals
- Huge community potential – grow your fanbase



For Traders Partnership Levels

To start cooperation with For Traders, clients must complete the application form.

### New Affiliate Request

**Name**

**Email Address**

**Your website and social media profiles**

Include your social media profiles and specify the platforms (e.g.: Instagram: @yourname)

**How will you promote us?**

**Submit**

For Traders new affiliate request

## Summary

For Traders is already a recognizable brand in the world of prop trading. It stands out with its interesting and original challenge offerings. The company provides one and two-phase challenges, as well as a unique way to modify the challenge, allowing traders to customize almost all key challenge conditions, from profit targets and drawdowns to refundable fees. For Traders offers diverse options for investors and traders, tailoring its programs to meet various needs and trading strategies. The One-Step, Two-Step, and Two-Step Pro Challenges offer unique opportunities for growth and success in financial markets, while maintaining clearly defined conditions and expectations. It is worth noting that in the Scaling Plan, you can increase the account size up to 1.5 million dollars, with no minimum profit requirement for scaling. The profit split is 80/20, with 70/30 and 90/10 options available.

The downsides of the challenges include the account size - the maximum is \$100,000, and the maximum allocation per user, which is only \$200,000. The challenges also require a minimum of 3 profitable trading days. Additionally, For Traders has relatively slow customer service compared to its competitors.

For Traders is well-rated by users and is recommended for clients who prefer flexible challenge conditions.

## Sources

The data was collected in the period 08.2023 - 06.2024 from the following sources:

- **For Traders Main Page** - <https://www.fortraders.com>
- **For Traders Dashboard** - <https://dashboard.fortraders.com>
- **For Traders on Trustpilot** - <https://www.trustpilot.com/review/fortraders.com>