



Certification report:

# FundedNext



Our team of professionals has taken care of everything on your behalf! We have thoroughly assessed The Funded Trader using FXProp's distinctive approach, thoroughly examined over 500 factors, and personally tested the broker's services by actually funding an account.

# Table of content

<b>Table of content</b>	<b>2</b>
<b>Abstract of the Certification Report of FundetNext</b>	<b>4</b>
<b>Introduction</b>	<b>6</b>
<b>Challenge Types</b>	<b>7</b>
Evaluation	7
Assessment of General Rules “ Evaluation”	7
Assessment of Specific Rules “ Evaluation”	9
Express	10
Assessment of General Rules “ Express Consistency”	10
Assessment of Specific Rules “ Express Consistency”	11
Assessment of General Rules “ Express Non-Consistency”	12
Assessment of Specific Rules “ Express Non-Consistency”	13
Stellar	14
Assessment of General Rules “ Stellar 1-Step”	14
Assessment of Specific Rules “ Stellar 1-Step”	15
Assessment of General Rules “ Stellar 2-Step”	16
Trading on weekends unavailable	16
Assessment of Specific Rules “ Stellar 2-Step”	17
Extra Extraordinary Rules	18
Terms & Conditions	18
Funded Account agreement contract	20
Prohibited Strategies	21
Verification process	26
Scaling Plan	27
Pricing	28
<b>Available Assets</b>	<b>29</b>
Currency Pairs	29
Metals	31
Oil	31
Cryptocurrencies	31
Indices	32
<b>Trading</b>	<b>33</b>
Server Provider	33
Platforms	37
Leverage	38
Spread	39
Metals	41
Oil	41
Indices	42
Methodology	43
<b>Deposits and Withdrawals</b>	<b>44</b>
Deposits	44
Withdrawals	45
Reviews on Withdrawals	46

<b>Support</b>	<b>51</b>
FundedNext Support Performance Evaluation	51
Email Support	51
Live Chat Support	51
<b>Access to Knowledge</b>	<b>53</b>
Educational Materials	53
<b>Web Platform Assessment</b>	<b>54</b>
Design and Usability	54
FundedNext Website design	54
Account Purchase Process	55
Opening an Account	55
Social media and Communication	60
Additional Tools/features	62
Competition	62
Account Overview	63
Trading Overview	64
FundedNext Trade Manager	68
Supply & Demand indicator	71
<b>Additional</b>	<b>72</b>
Client Reviews Summary	72
Promotions and Discounts	73
Affiliations	73
<b>Summary</b>	<b>76</b>
<b>Sources</b>	<b>77</b>

# Abstract of the Certification Report of FundetNext

The certification report on **FundedNext** provides a detailed overview of FundedNext, registered on March 18, 2022, with its headquarters in Ajman, United Arab Emirates. Under the leadership of CEO Abdullah Jayed, the company focuses on financial services, offering a range of trading programs, including Evaluation, Express Consistency, Express Non-Consistency, and Stellar (in 1-Step and 2-Step variants), each with specific conditions and objectives for investors.

In the FundedNext "**Evaluation**" challenge, participants must pass through **two phases** to receive a funded account. There are six account sizes available, from \$6,000 to \$200,000, with a maximum total fund amount of \$300,000. The first phase aims to achieve a 10% profit within 28 days of the first transaction, with a daily drawdown up to 5% of the current account balance and an overall drawdown up to 10% of the initial balance. The second phase aims for a 5% profit within 28 days, with identical drawdown limits. After progressing to the Funded Account stage, investors receive **a refund of the fee (150% with Add-On)** and a 15% profit share from both phases. The first payout can be made 28 days after the first trade, with subsequent payouts every 2 weeks. The profit split is **80/20 (90/10 after Scale Up)**.

**The Evaluation** program requires participants to pass through **two phases** to receive a funded account. Six account sizes are available, ranging from \$6,000 to \$200,000, with a total maximum fund amount of \$300,000. The first phase requires achieving a 10% profit within 28 days, with a daily drawdown up to 5% of the current account balance and an overall drawdown up to 10% of the initial balance. The second phase has similar requirements, with a 5% profit goal. At the funded account stage, there are no specified profitability goals, but drawdown limits apply: a daily limit of 5% and an overall limit of 10% of the initial balance. After this stage, investors receive **a fee refund (150% with Add-On)** and a 15% profit share from the first and second phases. Payouts are possible every 2 weeks, with a profit split of **80/20 (90/10 after scaling up)**.

**The Express** programs have different conditions. In Express Consistency, achieving a 25% profit without set time frames is required, with daily drawdown up to 5% and overall up to 10% of the initial balance, and a minimum of 10 trading days.

In Express Non-Consistency, the conditions are similar but with a different approach to profit splitting. After progressing to the funded account, **the profit share starts at 60%, increasing to 75% and 90% in subsequent payout cycles**.

**The Stellar** program, both in 1-Step and 2-Step versions, also requires meeting specific conditions. In the 1-Step version, the profit goal is 10% without set time frames, with daily drawdown up to 3% and overall up to 6% of the initial balance. In the 2-Step version, the first phase requires an 8% profit, and the second phase a 5% profit, with daily drawdown up to 5% of the current account balance and overall drawdown up to 10% of the initial balance. After

progressing to the funded account, **the profit share starts at 80%, increasing to 90% after meeting the scaling plan criteria.**

The programs at FundedNext **vary in terms of rules for trading** during significant economic events, using robots for transactions, and trading cryptocurrencies on weekends. Therefore, it is recommended to familiarize yourself with the detailed rules regarding these issues. Investors also have the option of choosing a swap-free account for an additional 10% fee compared to the standard challenge price and the option of a 95% profit split for an additional fee.

Important aspects are also the **"Extraordinary Rules"** and the general terms and conditions and the managed account agreement, which highlight the broad discretion of FundedNext determining prohibited trading practices, the lack of responsibility for trading activities outside the platform, the lack of guarantee of acceptance into the FundedNext = program or profitability of trading, as well as the possibility of unilateral changes in service provision and limitations of liability.

**Reviews of the withdrawal process on Trustpilot are mixed**, with positive comments on the fast withdrawal time and negative ones related to insolvency issues and allegations of copying transactions.

FundedNext offers customer support via **email, live chat, and messenger**, providing a wide range of communication channels. The company has also conducted a performance evaluation of support, indicating fast response times in live chat.

The platform provides access to an **extensive FAQ knowledge base**, covering many topics from promotional offers to detailed information about trading challenges. Despite the lack of a dedicated educational platform, FundedNext **offers educational materials** in the Dashboard area.

The FundedNext website features a simple design and easy navigation, although more detailed information is mainly available in the FAQ section. The account opening process is straightforward and intuitive, guiding the user through a series of steps from registration to choosing a plan and payment method.

FundedNext maintains active communication on **social media**, with different strategies on each platform, from **Facebook to Instagram to YouTube**, providing diverse content and levels of activity.

The company also offers additional tools and features, such as trading competitions, as well as an affiliate program with specific conditions and payout rules.

# Introduction

## Company Profile:

Legal Name

FundedNext

GrowthNext F.Z.C

## Incorporation Details:

Date of Incorporation:

18th of March, 2022

Type:

Financial Services

## Location of Operations:

Office no. 7, AI Robotics HUB, C1 Building,  
AFZ, Ajman, United Arab Emirates

## Restricted countries:

Bangladesh, North Korea, Syria, USA

## CEO of FundetNext:

Abdullah Jayed is the Founder and CEO of the FundedNext. He is also the CEO of eComChef, CEO of MoneyBack FX and Founder & CEO of NEXT Ventures.

## Challenge Types

In the "Challenge Types" section of FundedNext, we present a variety of trading programs tailored to different investment styles and strategies. A standout program is "Stellar," which offers a single-phase qualification process.

FundedNext also provides **a scaling option for accounts**, allowing an increase in profit sharing to a 90/10. This opportunity is available for investors who demonstrate consistent results and adhere to established trading guidelines.

Additionally, FundedNext **offers a swap-free account option**, available for an additional fee of 10% of the challenge price. This is an attractive option for investors who prefer or require such accounts due to various trading strategies or principles aligned with their religious beliefs.

Another significant feature available at FundedNext is an add-on allowing for **a profit split at the level of 95%**. This option enables traders to receive a higher percentage of their generated profits and is available for an additional fee, depending on the chosen challenge program.

It is also important to pay attention to the detailed rules and limitations presented in FundedNext's General Terms and Conditions, which can have a significant impact on participants' strategies and investment decisions. FundedNext programs offer a variety of options for customizing trading strategies to individual investor needs, but they also require a conscious approach to conditions and potential risks.

## Evaluation

### Assessment of General Rules “ Evaluation”

The Challenge FundedNext Evaluation requires passing **2 phases** to receive a funded account. The account can only be purchased in one currency: dollar. There are **6 account sizes** available to choose from:

- \$6,000, \$15,000, \$25,000, \$50,000, \$100,000, \$200,000

The Challenge FundedNext Evaluation has a leverage level of 1:100. The total amount of funds available to the investor cannot exceed \$300,000. This means that an investor can, for example, have \$200,000 and \$100,000 accounts simultaneously.

#### First Phase Goals/Conditions:

- Achieve a 10% profit within 28 days from the first trade.
- Daily Drawdown up to 5% of the current account balance
- Overall Drawdown up to 10% of the initial account balance
- Minimum number of trading days: 5

**Second Phase objectives/conditions:**

- Achieve a 5% profit within 28 days from the first trade.
- Daily Drawdown up to 5% of the current account balance
- Overall Drawdown up to 10% of the initial account balance
- Minimum number of trading days: 5

**Funded Account Goals/Conditions:**

- No specified profitability goals
- Daily Drawdown up to 5% of the current account balance
- Overall Drawdown up to 10% of the initial account balance
- No minimum number of trading days

After progressing to this stage, the investor receives **a Refundable Fee (150% with Add-On)** as well as a 15% profit share from the first and second phase. The first payout can be made 28 days after the first trade. Subsequent payouts can be made every 2 weeks. The Profit Split is 80/20 (90/10 after Scale Up) which means that the investor will receive 80% (90% after Scale Up) of the profit generated by them.

- ✓ 15% Profit share from challenge phases
- ✓ Profit split up to 95% with add-on
- ✗ Time limit: Phase 1 – 4 weeks, Phase 2 – 8 weeks
- ✗ Minimum number of trading days: 5
- ✗ Trading on weekends unavailable



## Assessment of Specific Rules “ Evaluation”


FundedNext pror-trading platform allows its users to:



Leave positions open **overnight and during weekends**



Trade during significant **economic events**



**Use robots** for conducting transactions

At the same time, it is important to emphasize that FundedNext **does not provide** a low spread during the emergence of significant economic news or when positions are held overnight. In such situations, a trader deciding to maintain a position must independently bear the consequences of their decisions.

Traders also have the flexibility to opt for a **swap-free account**, albeit at an **additional cost of 10%** compared to the standard price of the challenge account. This feature caters to traders who prefer or necessitate swap-free accounts for various reasons, including specific trading strategies or compliance with religious principles. Swap-free accounts are characterized by the absence of overnight financing charges or payments, making them a suitable choice for individuals seeking to avoid such costs and tailor their trading experience to their specific needs.

Traders have the option to select a **95% lifetime payout Add-On** from FundedNext. This enhancement allows traders to receive a higher percentage of their earnings. By selecting this add-on, traders are entitled to a 95% payout of their profits. For Evaluation and Stellar accounts with FundedNext, the initial profit share begins at 80%, while for Express accounts, it starts at 60%. If a trader's account includes this add-on, the lifetime profit share from the FundedNext account will be 95%. Selecting the 95% payout add-on incurs an **additional fee of 20% for Evaluation** and **Stellar** Challenge accounts, and a **30% fee for Express Challenge** accounts, which is added to the selected Challenge price. It is important for traders to note that once their FundedNext account becomes eligible for **Scale Up**, the account balance will increase by 40% of the initial balance, while the payout percentage will **remain unchanged at 95%**.

## Express

### Assessment of General Rules “ Express Consistency”

The Challenge FundedNext Express Consistency requires passing **1 phase** to receive a funded account. The account can only be purchased in one currency: dollar. There are **6 account sizes** available to choose from:

- \$6,000, \$15,000, \$25,000, \$50,000, \$100,000, \$200,000

The Challenge FundedNext Express Consistency has a leverage level of 1:100. The total amount of funds available to the investor cannot exceed \$300,000. This means that an investor can, for example, have \$200,000 and \$100,000 accounts simultaneously.

#### First Phase Goals/Conditions:

- Achieve a 25% profit without set time frames
- Daily Drawdown up to 5% of the current account balance
- Overall Drawdown up to 10% of the initial account balance
- Minimum number of trading days: 10

#### Funded Account objectives/conditions:


- No specified profitability goals
- Daily Drawdown up to 5% of the current account balance
- Overall Drawdown up to 10% of the initial account balance
- No minimum number of trading days

After progressing to this stage, the investor receives **a Refundable Fee (150% with Add-On)** as well as a 15% profit share from the first phase. The first payout can be made 28 days after the first trade. Subsequent payouts can be made every month. The first Profit Split on Express accounts is 60/40, which means that the investor will receive 60% of the profit generated by them. However, during the second profit split, the profit share is 75/25. During the third and subsequent profit splits, the investor receives 90%.

- ✓ Conditions: Only one phase
- ✗ 60/40 first profit split
- ✗ Minimum number of trading days: 10
- ✗ Phase one requires an 25% profit
- ✗ Trading on weekends unavailable

## Assessment of Specific Rules “Express Consistency”

FundedNext pror-trading platform allows its users to:



**Use robots** for conducting transactions

However, when purchasing the Express Consistency challenge, the investor is not allowed the following options:



Leave positions open **overnight and during weekends**



Trade during significant **economic events**

In this particular Express challenge, a distinctive Consistency rule is applied to promote and assess traders' adherence to consistent trading practices. This rule is primarily based on three pivotal Key Performance Indicators (KPIs): the number of trading days, trades executed, and the lot size used, encouraging traders to keep within +/- 200% of your weekly average or by a deviation of 2.0.

Here's a detailed explanation of how the Consistency rule unfolds throughout the four weeks of the challenge:

- **Week 1:** During the initial week, traders are encouraged to trade without being overly concerned about consistency. This week serves as a warm-up phase where traders can familiarize themselves with the challenge.
- **Week 2:** The foundation for measuring consistency in the second week is established by assessing the average number of trades and lots undertaken during week 1. This average forms the basis for evaluating consistency in the upcoming week.
- **Week 3:** As traders progress to week 3, their consistency is now determined by averaging the number of trades and lot sizes from both weeks 1 and 2. This cumulative average becomes the benchmark for consistency in this phase of the challenge.
- **Week 4:** In the final week of the Express challenge, consistency is assessed based on an average that encompasses the number of trades and lot sizes from weeks 1, 2, and 3.

Traders also have the flexibility to opt for a **swap-free account**, albeit at an **additional cost of 10%** compared to the standard price of the challenge account. This feature caters to traders who prefer or necessitate swap-free accounts for various reasons, including specific trading strategies or compliance with religious principles. Swap-free accounts are characterized by the

absence of overnight financing charges or payments, making them a suitable choice for individuals seeking to avoid such costs and tailor their trading experience to their specific needs.

Traders have the option to select a **95% lifetime payout Add-On** from FundedNext. This enhancement allows traders to receive a higher percentage of their earnings. By selecting this add-on, traders are entitled to a 95% payout of their profits. For Evaluation and Stellar accounts with FundedNext, the initial profit share begins at 80%, while for Express accounts, it starts at 60%. If a trader's account includes this add-on, the lifetime profit share from the FundedNext account will be 95%. Selecting the 95% payout add-on incurs an **additional fee of 20% for Evaluation and Stellar Challenge accounts**, and a **30% fee for Express Challenge accounts**, which is added to the selected Challenge price. It is important for traders to note that once their FundedNext account becomes eligible for **Scale Up**, the account balance will increase by 40% of the initial balance, while the payout percentage will **remain unchanged at 95%**.

### Assessment of General Rules “Express Non-Consistency”

The Challenge FundedNext Express Non-Consistency requires passing **1 phase** to receive a funded account. The account can only be purchased in one currency: dollar. There are **5 account sizes** available to choose from:

- \$6,000, \$15,000, \$25,000, \$50,000, \$100,000

The Challenge FundedNext Express Non-Consistency has a leverage level of 1:100. The total amount of funds available to the investor cannot exceed \$300,000. This means that an investor can, for example, have \$200,000 and \$100,000 accounts simultaneously.

#### First Phase Goals/Conditions:

- Achieve a 25% profit without set time frames
- Daily Drawdown up to 5% of the current account balance
- Overall Drawdown up to 10% of the initial account balance
- Minimum number of trading days: 10

#### Funded Account objectives/conditions:


- No specified profitability goals
- Daily Drawdown up to 5% of the current account balance
- Overall Drawdown up to 10% of the initial account balance
- No minimum number of trading days

After progressing to this stage, the investor receives a **Refundable Fee (150% with Add-On)** as well as a 15% profit share from the first phase. The first payout can be made 28 days after the first trade. Subsequent payouts can be made every month. The first Profit Split on Express accounts is 60/40, which means that the investor will receive 60% of the profit generated by them. However, during the second profit split, the profit share is 75/25, which means the investor receives 75%. During the third and subsequent profit splits, the investor receives 90%.

- ✓ Conditions: Only one phase
- ✗ 60/40 first profit split
- ✗ Minimum number of trading days: 10
- ✗ Phase one requires an 25% profit
- ✗ Trading on weekends unavailable

### Assessment of Specific Rules “ Express Non-Consistency”

FundedNext pror-trading platform allows its users to:



**Use robots** for conducting transactions



Leave positions open **overnight and during weekends**

However, when purchasing the Express Consistency challenge, the investor is not allowed the following options:



Trade during significant **economic events**

Traders also have the flexibility to opt for a **swap-free account**, albeit at an **additional cost of 10%** compared to the standard price of the challenge account. This feature caters to traders who prefer or necessitate swap-free accounts for various reasons, including specific trading strategies or compliance with religious principles. Swap-free accounts are characterized by the absence of overnight financing charges or payments, making them a suitable choice for individuals seeking to avoid such costs and tailor their trading experience to their specific needs.

Traders have the option to select a **95% lifetime payout Add-On** from FundedNext. This enhancement allows traders to receive a higher percentage of their earnings. By selecting this add-on, traders are entitled to a 95% payout of their profits. For Evaluation and Stellar accounts with FundedNext, the initial profit share begins at 80%, while for Express accounts, it starts at 60%. If a trader's account includes this add-on, the lifetime profit share from the FundedNext account will be 95%. Selecting the 95% payout add-on incurs an **additional fee of 20% for Evaluation** and **Stellar** Challenge accounts, and a **30% fee for Express Challenge** accounts, which is added to the selected Challenge price. It is important for traders to note that once

their FundedNext account becomes eligible for **Scale Up**, the account balance will increase by 40% of the initial balance, while the payout percentage will **remain unchanged at 95%**.

## Stellar

### Assessment of General Rules “Stellar 1-Step”

The Challenge FundedNext Stellar 1-Step requires passing **1 phase** to receive a funded account. The account can only be purchased in one currency: dollar. There are **6 account sizes** available to choose from:

- \$6,000, \$15,000, \$25,000, \$50,000, \$100,000, \$200,000

The Challenge FundedNext Stellar 1-Step has a leverage level of 1:100. The total amount of funds available to the investor cannot exceed \$300,000. This means that an investor can, for example, have \$200,000 and \$100,000 accounts simultaneously.

#### First Phase Goals/Conditions:

- Achieve a 10% profit without set time frames.
- Daily Drawdown up to 3% of the current account balance
- Overall Drawdown up to 6% of the initial account balance
- Minimum number of trading days: 2

#### Funded Account objectives/conditions:

- No specified profitability goals
- Daily Drawdown up to 3% of the current account balance
- Overall Drawdown up to 6% of the initial account balance
- No minimum number of trading days

After progressing to this stage, the investor receives **a Refundable Fee (150% with Add-On)** as well as a 15% profit share from the first and second phase. The first payout can be made 5 days after the first trade. Subsequent payouts can be made every 5 days. The Profit Split is 90/10, which means that the investor will receive 90% of the profit generated by them.

- ✓ Conditions: Only one phase
- ✓ Scaling plan 90/10
- ✓ First withdrawal after 5 days

- ✗ Overall Drawdown up to 6% of the initial account balance
- ✗ Daily Drawdown up to 3% of the current account balance
- ✗ Trading on weekends unavailable

## Assessment of Specific Rules “Stellar 1-Step”


FundedNext pror-trading platform allows its users to:



Leave positions open **overnight and during weekends**



Trade during significant **economic events**



**Use robots** for conducting transactions

At the same time, it is important to emphasize that FundedNext **does not provide** a low spread during the emergence of significant economic news or when positions are held overnight. In such situations, a trader deciding to maintain a position must independently bear the consequences of their decisions.

Traders have the option to choose a Stellar 1 Step add-on from FundedNext, which **enables weekly payouts**, providing quicker access to profits and maintaining high motivation through regular rewards. This add-on, crafted for efficiency and convenience, incurs a **20% price increase** for the Stellar 1-Step Challenge account. It is a suitable choice for traders who prefer more frequent payouts to enhance their trading strategy.

Traders also have the flexibility to opt for a **swap-free account**, albeit at an **additional cost of 10%** compared to the standard price of the challenge account. This feature caters to traders who prefer or necessitate swap-free accounts for various reasons, including specific trading strategies or compliance with religious principles. Swap-free accounts are characterized by the absence of overnight financing charges or payments, making them a suitable choice for individuals seeking to avoid such costs and tailor their trading experience to their specific needs.

Traders have the option to select a **95% lifetime payout Add-On** from FundedNext. This enhancement allows traders to receive a higher percentage of their earnings. By selecting this add-on, traders are entitled to a 95% payout of their profits. For Evaluation and Stellar accounts with FundedNext, the initial profit share begins at 80%, while for Express accounts, it starts at 60%. If a trader's account includes this add-on, the lifetime profit share from the FundedNext account will be 95%. Selecting the 95% payout add-on incurs an **additional fee of 20% for Evaluation** and **Stellar** Challenge accounts, and a **30% fee for Express Challenge** accounts, which is added to the selected Challenge price. It is important for traders to note that once their FundedNext account becomes eligible for **Scale Up**, the account balance will increase by 40% of the initial balance, while the payout percentage will **remain unchanged at 95%**.

## Assessment of General Rules “Stellar 2-Step”

The Challenge FundedNext Stellar 2-Step requires passing **2 phases** to receive a funded account. The account can only be purchased in one currency: dollar. There are **6 account sizes** available to choose from:

- \$6,000, \$15,000, \$25,000, \$50,000, \$100,000, \$200,000

The Challenge FundedNext Stellar 2-Step has a leverage level of 1:100. The total amount of funds available to the investor cannot exceed \$300,000. This means that an investor can, for example, have \$200,000 and \$100,000 accounts simultaneously.

### First Phase Goals/Conditions:

- Achieve a 8% profit without set time frames.
- Daily Drawdown up to 5% of the current account balance
- Overall Drawdown up to 10% of the initial account balance
- Minimum number of trading days: 5

### Second Phase objectives/conditions:

- Achieve a 5% profit without set time frames.
- Daily Drawdown up to 5% of the current account balance
- Overall Drawdown up to 10% of the initial account balance
- Minimum number of trading days: 5

### Funded Account Goals/Conditions:

- No specified profitability goals
- Daily Drawdown up to 5% of the current account balance
- Overall Drawdown up to 10% of the initial account balance
- No minimum number of trading days

After progressing to this stage, the investor receives a **Refundable Fee (150% with Add-On)** as well as a 15% profit share from the first and second phase. The first payout can be made 28 days after the time of the first trade. Subsequent payouts can be made every 2 weeks. The Profit Split is 80/20 (90/10 after Scale Up) which means that the investor will receive 80% (90% after Scale Up) of the profit generated by them.

- ✓ Phase 1: Requires achieving an 8% profit without a time limit
- ✓ 15% Profit share from challenge phases
- ✓ Profit split up to 95% with add-on
- ✗ Phase 1: Overall Drawdown up to 8%
- ✗ Minimum number of trading days: 5
- ✗ Trading on weekends unavailable



## Assessment of Specific Rules “ Stellar 2-Step”


FundedNext pror-trading platform allows its users to:



Leave positions open **overnight and during weekends**



Trade during significant **economic events**



**Use robots** for conducting transactions

At the same time, it is important to emphasize that FundedNext **does not provide** a low spread during the emergence of significant economic news or when positions are held overnight. In such situations, a trader deciding to maintain a position must independently bear the consequences of their decisions.

Traders also have the flexibility to opt for a **swap-free account**, albeit at an **additional cost of 10%** compared to the standard price of the challenge account. This feature caters to traders who prefer or necessitate swap-free accounts for various reasons, including specific trading strategies or compliance with religious principles. Swap-free accounts are characterized by the absence of overnight financing charges or payments, making them a suitable choice for individuals seeking to avoid such costs and tailor their trading experience to their specific needs.

Traders have the option to select a **95% lifetime payout Add-On** from FundedNext. This enhancement allows traders to receive a higher percentage of their earnings. By selecting this add-on, traders are entitled to a 95% payout of their profits. For Evaluation and Stellar accounts with FundedNext, the initial profit share begins at 80%, while for Express accounts, it starts at 60%. If a trader's account includes this add-on, the lifetime profit share from the FundedNext account will be 95%. Selecting the 95% payout add-on incurs an **additional fee of 20% for Evaluation** and **Stellar** Challenge accounts, and a **30% fee for Express Challenge** accounts, which is added to the selected Challenge price. It is important for traders to note that once their FundedNext account becomes eligible for **Scale Up**, the account balance will increase by 40% of the initial balance, while the payout percentage will **remain unchanged at 95%**.

## Extra Extraordinary Rules

### Terms & Conditions

After analyzing the Terms of Use of FundedNext, here are **six important aspects**:

#### **Changes to Terms of Service Without Notice:**

The provider reserves the right to change the terms of service without prior notification to customers. This could pose a risk for customers as they might be unaware of changes that could impact their rights and obligations. The inability to anticipate changes in terms might lead to situations where customers suddenly find themselves at a disadvantage without the ability to prepare or take remedial actions.

#### **Reference:**

"By making updates and/or changes to our website, we reserve the right to update, change, or replace any part of these Terms of Service. It is the Customer's responsibility to check this page periodically for changes."

#### **Changes to Services and Prices Without Notice:**

The provider may change the scope of provided services and their prices without prior notice to customers. This means that customers could be suddenly surprised by price changes or modifications in services they relied upon. This could be particularly problematic for customers who have planned their finances or business strategies based on existing service conditions.

#### **Reference:**

"Product prices are subject to change without prior notice. The Provider reserves the right to modify or discontinue the Service (including any accounts offered or any part or content thereof) at any time and without prior notice."

#### **Limitation of Liability and Disclaimer of Warranties:**

The provider does not take responsibility for errors, service interruptions, or other technical problems. This means that in case of service issues, customers cannot expect compensation or support from the provider. Such a limitation of liability can be unfavorable for customers who rely on the provider's services and might suffer losses due to non-functioning services.

**Reference:**

"The service and all products and services delivered to the Customer through The Provider's service are provided 'as is' and 'as available' for the Customer's use, without any representation, warranties, or conditions of any kind, either express or implied."

**Restricted Uses and Prohibited Trading Practices:**

The provider imposes a range of restrictions on how services can be used and defines trading practices that are prohibited. This includes both general rules for using the platform and specific trading methods. These limitations can be burdensome for customers who might not be aware of all the detailed rules or might find that their preferred trading strategies are incompatible with the service terms.

**Reference:**

The Customer is prohibited from using the site or its content... to violate any international, federal, provincial, or state regulations, rules, laws, or local ordinances... to infringe upon or violate our intellectual property rights or the intellectual property rights of others."

**Unilateral Termination Rights:**

The provider may unilaterally decide to terminate the agreement with a customer at any time if they believe the customer does not comply with the terms of the agreement. This means that customers can suddenly lose access to the services without the possibility of appeal or negotiation. This can introduce an element of uncertainty and instability in the relationship with the provider.

**Reference:**

"The Provider may terminate this agreement at any time without notice if, in the Provider's sole judgment, the Customer fails to comply with any term or provision of these Terms."

**Accuracy of Information:**

The provider admits that the services and content may contain errors or imperfections, and the use of these services is at the customer's own risk. This means that the customer must independently verify the credibility and accuracy of information received through the service. The lack of accuracy guarantees can be problematic in the case of services that are crucial for making important business or investment decisions.

**Reference:**

"The Customer acknowledges that the services and content are provided 'as is' with all faults, defects, or potential shortcomings, and that the use of such services and content is solely at the Customer's own risk."

## Funded Account agreement contract

After reviewing the provided Trader's Agreement, there are several parts that might appear potentially concerning to users:

**Replication of Trades**

The contract allows FundedNext to replicate client trades, which could lead to issues like lack of control over trade execution and potential disputes over trade outcomes.

**Reference:** "FundedNext is authorized to replicate trades from its provider account hereinafter referred to as the FundedNext property".

**Client's Responsibility for Costs**

The contract stipulates that all costs incurred in connection with the services provided are the responsibility of the client. This could include a range of expenses, potentially leading to significant financial obligations.

**Reference:** "The provider will not be recompensed. All costs and expenses incurred by the Provider in connection with the provision of services are at the sole expense of the Provider and are to be borne by the Provider".

**Confidentiality Obligations**

Clients are required to keep certain information confidential. This might restrict their ability to seek advice, collaborate, or share insights, potentially impacting their trading strategies or business operations.

**Reference:** "The Provider agrees that FundedNext may process (in an automated or other manner) the Provider's personal data that the Provider has provided or will provide to FundedNext for the purpose of and to the extent necessary for (i) the performance of this Contract (ii) the regular personal evaluation of the Provider and other providers and (iii) the resolution of any disputes arising out of this Contract".

### Unilateral Contract Amendment

The provision allowing FundedNext to alter the agreement without prior notice could leave clients vulnerable to unexpected changes in terms, possibly affecting their trading strategies or financial planning.

**Reference:** "FundedNext exclusively reserved the right to alter or amend any portion or whole agreement at any time and without previous notification".

### Prohibited Strategies

FundedNext strictly prohibits any form of cheating or exploitation of the platform, as this goes against Terms of Service (TOS) agreed upon during registration. Urging traders to thoroughly read Terms of Service and understand following guidelines prevents unintended consequences.

Abuse of the System means trading styles not reflecting real market trading are not allowed and will result in a breach of Terms of Service without any warning. Strategies producing risk-free, consistent profits exclusively on Challenge accounts are strictly forbidden. Expectation is for traders to trade on accounts as if they were FundedNext accounts. Utilization of strategies exploiting Challenge accounts will lead to termination of a FundedNext Trader's account, whether in evaluation phase or while a FundedNext account, "Pass Your Challenge," "Copy Trading Services," or "Signal Services" is also strictly prohibited, resulting in denial of any FundedNext accounts and a permanent ban from all FundedNext services.

### Example Strategies That Violate Terms of Service:

#### High-Frequency Trading (HFT)

High-Frequency Trading (HFT) is a trading strategy characterized by the use of sophisticated computer algorithms and high-speed telecommunication networks to execute an excessive number of trades within milliseconds. This strategy aims to capitalize on minuscule price fluctuations and exploit market inefficiencies. While HFT may seem enticing due to potential for rapid profit generation, significant risks are posed and detrimental effects on the market can occur.

#### Here's why HFT is restricted on the FundedNext platform:

HFT trading can distort market prices and create artificial demand or supply. By executing a large volume of trades within milliseconds, HFT traders can create false impressions of market activity, influencing decisions of other participants and leading to market manipulation. Excessive trading volumes generated by high-frequency trading can disrupt market stability. Rapid influx and outflow of orders can create volatility, leading to erratic price fluctuations and increased market uncertainty, making it challenging for other traders to make informed decisions. Due to huge amounts of trades in a short period, servers usually freeze and create consequences.

**Example:** An HFT trader places a series of buy orders within milliseconds, causing the price of a market to rise artificially. Observing the sudden surge, other traders may be misled into buying at inflated prices, leading to potential losses when the market corrects itself. An HFT trader also executes a large number of rapid-fire trades within milliseconds, causing rapid price swings in a particular asset. Increased volatility and unpredictability make it difficult for other market participants to accurately assess market conditions and plan their trading strategies.

### Latency Trading

Latency trading refers to the practice of executing trades based on delayed market data or exploiting delays in the execution of trades to secure guaranteed profits. At FundedNext, latency trading is strictly prohibited due to its unethical nature and violation of fair trading practices in financial markets.

**Example:** Latency trading goes against principles of fair and transparent trading. It undermines the integrity of financial markets by introducing an element of unfairness and eroding trust among market participants. A latency trader identifies a delay in trade execution and takes advantage of the price discrepancy between delayed trade execution and the current market price. Execution of a large volume of trades within seconds to capitalize on the price difference creates artificial buying or selling pressure and manipulates the market. By knowingly engaging in such practices, fairness and transparency underpinning a healthy trading ecosystem are compromised.

### Copy Trading From Others

FundedNext allows engagement in copy trading from another FundedNext account, prop firm, or retail broker, provided that accounts are owned by the same individual. **This means that copying trades from any account(s) owned by the individual is possible. However, copy trading between multiple accounts not owned by the same individual, including those of relatives, family members, or friends, is strictly prohibited.**

In addition, the following activities are also prohibited:

- If a significant percentage of trades are identical to one or multiple traders based on parameters (Opening Price, Closing price, lot size, lot ratio, symbols, etc.), FundedNext employs an automated flagging system to identify trades resembling those of one or more other traders. If a flag is triggered on an account, it will undergo a manual review, and depending on the severity of the violation, one of two actions may be taken:
  - A warning will be issued along with a deduction of profits, and the account will be reset.
  - If not in profit, the account will not be reset. The account will be directly terminated without any profit share.
- Traders are allowed to use the same Expert Advisor as other traders, but each must ensure that their trading parameters are unique based on their own trading style and account. If traders use the same expert advisor and have identical trading parameters, and similar trades are found among one or more other traders, it will be considered copy trading as well.

- Copy trading, account management, and "pass your challenge" services are not allowed. Traders must trade independently.

If traders do not comply with any of the regulations, they may receive a formal warning or immediate termination from the FundedNext platform, depending on the severity of the case.

The purpose of having copy-trading rules is to ensure that all traders are trading fairly and ethically and to prevent any abuse of the copy-trading system. These rules help to maintain a level playing field for all traders and promote a healthy trading environment. By following these rules, traders can benefit from the copy trading system without compromising the integrity of the system.

### **Hedging or Group Hedging Across Various Accounts**

**Hedging is allowed at FundedNext under the same account. However, hedging using multiple accounts is not allowed as it does not reflect a proper trading strategy.** For example, if there are two accounts, placing hedged entries between them is not allowed.

**Example:** Suppose there are two trading accounts, Account A and Account B. Buying 1 lot of EUR/USD on Account A and simultaneously selling 1 lot of EUR/USD on Account B to hedge the position is not allowed.

Suppose there are two trading accounts, Account A and Account B. Buying 1 lot of EUR/USD on Account A and simultaneously selling 1 lot of EUR/USD on Account A to hedge the position is allowed.

Hedging or group hedging across multiple accounts refers to a trading tactic where a person or group opens multiple accounts and executes opposing trades on the same asset across all accounts. This strategy aims to capitalize on price fluctuations while minimizing market risk. However, it does not reflect genuine trading intelligence and is prohibited.

### **Any form of Arbitrage Trading**

Arbitrage trading refers to the practice of exploiting price discrepancies or time lags across different markets or platforms to generate risk-free profits. At FundedNext, any form of arbitrage trading is strictly prohibited due to its unethical nature and potential to disrupt fair market conditions.

**Example:** Arbitrage trading can distort market prices and hinder the efficient allocation of resources. Capitalizing on price discrepancies, arbitrage traders can cause prices to deviate from their true fundamental values, creating inconsistencies in market pricing. Engaging in statistical arbitrage by simultaneously buying and selling related instruments based on historical price patterns distorts the market pricing of these instruments, creating misalignments between perceived value and actual worth. Also, large-scale arbitrage activities can trigger rapid price movements, creating artificial market fluctuations and destabilizing the normal price discovery process.

### Tick Scalping

Tick scalping refers to a trading strategy where traders aim to profit from small price fluctuations by executing a high volume of trades within a short time frame. At FundedNext, limitations have been imposed on tick scalping as a result of its capacity for market manipulation and disruptive trading practices.

**Example:** A tick scalper uses automated trading algorithms to scalp ticks on instruments. By executing trades at lightning speed, they can exploit even the smallest price movements, effectively front-running other market participants and gaining an unfair advantage. The rapid influx of orders and subsequent cancellations can strain market liquidity, making it challenging for other traders to execute their trades at fair prices.

### Grid Trading

Grid trading refers to a trading strategy where opposing buy and sell orders for the same financial instrument, with similar risk parameters. At FundedNext, grid trading is prohibited due to its potential for market manipulation, over-leveraging, market instability, and the pursuit of risk-free profits.

**Example:** A trader employs grid trading by simultaneously placing buy and sell orders on a particular currency pair with the intention to profit from price oscillations. By repeatedly executing these opposing orders, they can create the illusion of market activity, influencing other participants' trading decisions. A trader utilizes grid trading with aggressive leverage, opening numerous buy and sell positions on a volatile market. Despite the appearance of a controlled strategy, the accumulated exposure to price movements and the associated leverage can result in substantial losses if the market moves unfavorably.

### One-sided Betting

One-sided betting refers to a trading strategy where a trader consistently takes positions in a single direction without considering market conditions or conducting the proper analysis. At FundedNext, one-sided betting is restricted due to its speculative nature and potential for significant losses. One-sided betting engages by continuously selling or buying a commodity without considering fundamental news, economic indicators, or technical signals that suggest a potential price increase or decrease. This lack of analysis increases the likelihood of entering trades with unfavorable risk-reward ratios.

**Example:** A trader engages in one-sided betting by continuously buying a particular instrument without considering any potential negative factors or indications of an upcoming downturn in the market. This lack of diversification leaves them vulnerable to substantial losses if the instrument price unexpectedly declines.



**Account Sharing**

Account sharing refers to the unauthorized practice of sharing or reselling FundedNext accounts with other individuals or entities. This behavior violates FundedNext's Terms of Service and is strictly prohibited. A zero-tolerance stance towards account sharing is maintained due to several reasons related to security, fairness, and compliance.

**Hyperactivity**

Hyperactivity in trading refers to an excessive level of trading activity, characterized by frequent and rapid execution of trades within a short period. This also includes frequent modifications to orders, such as adjusting stop-loss or take-profit levels and updating limit orders.

**Here's why hyperactivity is restricted on the FundedNext platform**

While trading is an essential aspect of the platform, excessive trading actions can lead to challenges. The primary concern is the potential slowing down of the platform due to the overwhelming number of server messages/logs generated by numerous trades. This can result in delayed trade executions, which can be frustrating. In extreme cases, it might even freeze or crash the whole platform.

To ensure a smooth and reliable experience for all traders, measures are taken to avoid hyperactivity. The industry defines an account as hyperactive if it surpasses 200 trades or 2,000 server messages in a single day. This count also includes messages associated with frequent modifications to orders, such as adjusting stop-loss or take-profit levels and updating limit orders.

**Consequences of Exceeding the Limit**

The FundedNext team will issue the first warning to adjust trading strategies when an account exceeds 2,000 messages for the initial occurrence. Subsequently, a second warning will be sent should the account exceed this message limit once more. If an account reaches this limit for the third time, it will be considered hyperactive, and the account will be breached. Furthermore, if an account generates 15,000 messages in a day, the account will be forcefully disabled to prevent further strain on the system.

**Use of Platform or Data Freezing Due to Demo Server Errors**

The use of any unfair advantage, such as platform or data freezing due to demo server errors, is strictly prohibited. This ensures a level playing field for all traders and prevents misleading or deceiving practices. Engagement in such behavior will be investigated, and appropriate actions, including the revocation of access to demo servers, may be taken. In the event of server issues, reporting the problem to FundedNext's support team promptly is encouraged.

**Use of guarantee of profit with limit orders during low liquid market**

The implementation of guaranteed adherence to limit orders is forbidden as it has the potential to bypass regulatory constraints and exploit the low-liquid market.

This exploitative behavior stems from the fact that trading occurs on a simulated platform. Utilizing such guaranteed compliance with limit orders might evade the order executions that would have taken place in an actual market scenario, rendering this approach inconsistent with genuine financial market operations. As a result, this type of trading activity violates the Terms of Service established by FundedNext.

## Verification process

### **Document Submission and Verification:**

Clients are required to submit **KYC (Know Your Customer)** documents as a regulatory requirement to secure operations and enable the setup of the Funded Account.

This process is initiated after the successful completion of one of the evaluation options (Evaluation, Express, Stellar).

### **Required documents include:**

- a. **Personal ID and Selfie:** Acceptable forms are government-issued ID, valid passport, national identification card, driving license, or other government-issued forms of ID.
- b. **Face scan**

After sending the documents, in the next step you must provide your name and surname and residential address and accept the terms.

### **Review Process:**

The submitted documents will be reviewed by the verification team, to ensure compliance and authenticity. The verification process typically takes 24-48 hours. Once the review is successful, the client's Funded Trader account configuration will be initiated.

### **Account Activation:**

Typically, the new funded account will be available to the client on the next business day following the successful document review and account configuration.

## Scaling Plan

FundedNext introduces a **Scale-Up plan** tailored for traders who consistently demonstrate their trading prowess and adhere to established trading guidelines. The Scale-Up plan offers traders the opportunity to amplify their trading endeavors, with the potential to access a capital allocation of **up to 4 million**. The eligibility criteria for participation in the Evaluation, Express, or Stellar Models remain consistent, simplifying the application process.

### Review Process & Eligibility Criteria:

Traders seeking to scale up their trading activities with FundedNext must meet specific eligibility criteria within a FundedNext account over a four-month period:

- Achieve a minimum accumulated account growth of 10% in four consecutive months.
- Receive at least two payouts within these successive four months.
- Ensure that the last trading cycle concludes with a profit

FundedNext accounts, including **Evaluation, Express, and Stellar**, undergo a review every four months. Traders who successfully meet the outlined eligibility criteria become eligible for a **40% increase in their account balance**, with a maximum limit of 4 million. For Evaluation and Stellar FundedNext accounts, the profit share for users also increases to 90/10.

It is important for traders to note that once their FundedNext account becomes eligible for **Scale Up on the account with 95% Profit Split Add-On**, the account balance will increase by 40% of the initial balance, while the payout percentage will **remain unchanged at 95%**.

## Pricing

### Comparison of Direct Challenge Costs

We compare the direct costs of participating in the challenge offered by FundetNext - Stellar Challenge Swap Account with the average market costs. This analysis enables understanding of how FundetNext fares against its competitors in terms of pricing. The costs for the challenge at FundetNext for the Stellar Challenge Swap Account are above the market average.

Challenge Size	Market Average Price	Challenge Price	Difference
25 000\$	213\$	189\$*	+24\$
50 000\$	315\$	284\$*	+31\$
100 000\$	553\$	493\$*	+60\$
200 000\$	954\$	949\$*	-5\$

*The table shows a comparison of the average market price for the challenge to the price at E8 Funding.*

\*The price includes a discount available on [fxprop.com](https://fxprop.com).

### Comparison of Costs Relative to Drawdown

It is important to note that the size of drawdown has a significant impact on what we actually receive for the money spent. The Stellar Challenge Swap Account has a drawdown at the level of 10%. Therefore, we additionally compare how much drawdown we receive in relation to the dollar spent.

Challenge Size	Market Average Price [Drawdown \$ / \$]	Challenge Price [Drawdown \$ / \$]	Difference [Drawdown \$ / \$]
25 000\$	11,4	13,2	+1,8
50 000\$	15,3	17,6	+2,3
100 000\$	18,0	20,3	+2,3
200 000\$	20,5	21,1	+0,6

*The table shows a comparison of the costs for the challenge in terms of drawdown size relative to the dollar paid.*

### Evaluation of the Cost-Effectiveness of the Stellar Challenge Swap Account

Based on the above data, as well as algorithms we have developed, we assess the cost-effectiveness of purchasing the Stellar Challenge Swap Account as **good** compared to the market average.

# Available Assets

## Currency Pairs

Symbol Name	Mon-Fri	Sat	Sun	Commission	Lot size	Digits
AUDCAD	00:15-24:00	CLOSED	CLOSED	3\$/lot	100000	5
AUDCHF	00:15-24:00	CLOSED	CLOSED	3\$/lot	100000	5
AUDJPY	00:15-24:00	CLOSED	CLOSED	3\$/lot	100000	3
AUDNZD	00:15-24:00	CLOSED	CLOSED	3\$/lot	100000	5
AUDSGD	00:15-24:00	CLOSED	CLOSED	3\$/lot	100000	5
AUDUSD	00:15-24:00	CLOSED	CLOSED	3\$/lot	100000	5
CADCHF	00:15-24:00	CLOSED	CLOSED	3\$/lot	100000	5
CADJPY	00:15-24:00	CLOSED	CLOSED	3\$/lot	100000	3
CHFJPY	00:15-24:00	CLOSED	CLOSED	3\$/lot	100000	3
EURAUD	00:15-24:00	CLOSED	CLOSED	3\$/lot	100000	5
EURCAD	00:15-24:00	CLOSED	CLOSED	3\$/lot	100000	5
EURCHF	00:15-24:00	CLOSED	CLOSED	3\$/lot	100000	5
EURGBP	00:15-24:00	CLOSED	CLOSED	3\$/lot	100000	5
EURHKD	00:15-24:00	CLOSED	CLOSED	3\$/lot	100000	5
EURHUF	00:15-24:00	CLOSED	CLOSED	3\$/lot	100000	3
EURJPY	00:15-24:00	CLOSED	CLOSED	3\$/lot	100000	3
EURNOK	00:15-24:00	CLOSED	CLOSED	3\$/lot	100000	5
EURNZD	00:15-24:00	CLOSED	CLOSED	3\$/lot	100000	5
EURSGD	00:15-24:00	CLOSED	CLOSED	3\$/lot	100000	5
EURTRY	00:15-24:00	CLOSED	CLOSED	3\$/lot	100000	5
EURUSD	00:15-24:00	CLOSED	CLOSED	3\$/lot	100000	5
GBPAUD	00:15-24:00	CLOSED	CLOSED	3\$/lot	100000	5
GBPCAD	00:15-24:00	CLOSED	CLOSED	3\$/lot	100000	5
GBPCHF	00:15-24:00	CLOSED	CLOSED	3\$/lot	100000	5
GBPJPY	00:15-24:00	CLOSED	CLOSED	3\$/lot	100000	3

Symbol Name	Mon-Fri	Sat	Sun	Commission	Lot size	Digits
GBPNZD	00:15-24:00	CLOSED	CLOSED	3\$/lot	100000	5
GBPSGD	00:15-24:00	CLOSED	CLOSED	3\$/lot	100000	5
GBPUSD	00:15-24:00	CLOSED	CLOSED	3\$/lot	100000	5
MXNJPY	00:15-24:00	CLOSED	CLOSED	3\$/lot	100000	3
NOKJPY	00:15-24:00	CLOSED	CLOSED	3\$/lot	100000	3
NZDCAD	00:15-24:00	CLOSED	CLOSED	3\$/lot	100000	5
NZDCHF	00:15-24:00	CLOSED	CLOSED	3\$/lot	100000	5
NZDJPY	00:15-24:00	CLOSED	CLOSED	3\$/lot	100000	3
NZDSGD	00:15-24:00	CLOSED	CLOSED	3\$/lot	100000	5
SGDJPY	00:15-24:00	CLOSED	CLOSED	3\$/lot	100000	3
USDCAD	00:15-24:00	CLOSED	CLOSED	3\$/lot	100000	5
USDCHF	00:15-24:00	CLOSED	CLOSED	3\$/lot	100000	5
USDCNH	00:15-24:00	CLOSED	CLOSED	3\$/lot	100000	5
USDDKK	00:15-24:00	CLOSED	CLOSED	3\$/lot	100000	5
USDHUF	00:15-24:00	CLOSED	CLOSED	3\$/lot	100000	3
USDJPY	00:15-24:00	CLOSED	CLOSED	3\$/lot	100000	3
USDMXN	00:15-24:00	CLOSED	CLOSED	3\$/lot	100000	5
USDNOK	00:15-24:00	CLOSED	CLOSED	3\$/lot	100000	5
USDPLN	00:15-24:00	CLOSED	CLOSED	3\$/lot	100000	5
USDSGD	00:15-24:00	CLOSED	CLOSED	3\$/lot	100000	5
USDTRY	00:15-24:00	CLOSED	CLOSED	3\$/lot	100000	5
USDZAR	00:15-24:00	CLOSED	CLOSED	3\$/lot	100000	5
ZARJPY	00:15-24:00	CLOSED	CLOSED	3\$/lot	100000	3
NZDUSD	00:15-24:00	CLOSED	CLOSED	3\$/lot	100000	5
USDHKD	00:15-24:00	CLOSED	CLOSED	3\$/lot	100000	5

## Metals

Symbol Name	Mon-Fri	Sat	Sun	Commission	Lot size	Digits
XAGUSD	01:00-24:00	CLOSED	CLOSED	3\$/lot	100	3
XPTUSD	01:00-24:00	CLOSED	CLOSED	3\$/lot	100	2
XAUUSD	01:00-24:00	CLOSED	CLOSED	3\$/lot	100	2

## Oil

Symbol Name	Mon-Fri	Sat	Sun	Commission	Lot size	Digits
UKOUSD	01:00-24:00	CLOSED	CLOSED	3\$/lot	100	3
USOUSD	01:00-24:00	CLOSED	CLOSED	3\$/lot	100	2

## Cryptocurrencies

Symbol Name	Mon-Fri	Sat	Sun	Commission	Lot size	Digits
BTCUSD	00:15-24:00	CLOSED	CLOSED	-	1	2
ETHUSD	00:15-24:00	CLOSED	CLOSED	-	1	2
BCHUSD	00:15-24:00	CLOSED	CLOSED	-	1	3
LNKUSD	00:15-24:00	CLOSED	CLOSED	-	1	3
LTCUSD	00:15-24:00	CLOSED	CLOSED	-	1	2
XMRUSD	00:15-24:00	CLOSED	CLOSED	-	1	2
DOGUSD	00:15-24:00	CLOSED	CLOSED	-	1000	5
ADAUSD	00:15-24:00	CLOSED	CLOSED	-	100	4
XLMUSD	00:15-24:00	CLOSED	CLOSED	-	100	5
XRPUSD	00:15-24:00	CLOSED	CLOSED	-	100	4

## Indices

Symbol Name	Mon-Fri	Sat	Sun	Commission	Lot size	Digits
AUS200	09:00-23:00	CLOSED	CLOSED	-	10	2
EUSTX50	09:00-23:00	CLOSED	CLOSED	-	10	2
FRA40	09:00-23:00	CLOSED	CLOSED	-	10	2
GER30	09:00-23:00	CLOSED	CLOSED	-	10	2
HK50	09:00-23:00	CLOSED	CLOSED	-	10	2
SPX500	09:00-23:00	CLOSED	CLOSED	-	10	2
NDX100	09:00-23:00	CLOSED	CLOSED	-	10	2
NTH25	09:00-23:00	CLOSED	CLOSED	-	10	2
SWI20	09:00-23:00	CLOSED	CLOSED	-	10	2
UK100	09:00-23:00	CLOSED	CLOSED	-	10	2
US30	09:00-23:00	CLOSED	CLOSED	-	10	2
US2000	09:00-23:00	CLOSED	CLOSED	-	10	2
JP225	09:00-23:00	CLOSED	CLOSED	-	10	2



# Trading

## Server Provider

FundedNext uses its unique broker and manages its own MT4/MT5 servers. Users can access these servers under names such as 'FundedNext - Server' or 'FundedNext - Demo'. Additionally, FundedNext is partnered with multiple top-tier liquidity providers like GrowthNext to offer a trading environment that closely simulates real market conditions. Unfortunately FundedNext does not disclose comprehensive details about its liquidity providers but assures collaboration only with well-regarded entities. MT4 users can choose between FundedNext servers, while MT5 users can choose between FundedNext and GrowthNext servers.

Proprietary servers and brokers, as employed by prop trading firms like FundedNext, offer both benefits and drawbacks. Advantages may include reduced position fees and better server reliability, as these servers are dedicated to serving the firm's trading clients. However, owning proprietary servers may also elevate risks such as potential price manipulation or delays, an issue brought to light by incidents like that with MyForexFunds.

Due to the unavailability of direct reviews about FundedNext liquidity providers, our analysis focused on FundedNext Trustpilot reviews, particularly regarding server provider related topics. Our team analyzed 20 pages of Trustpilot reviews sorted from newest to oldest to sort out required data. The analysis of the reviews collected from Trustpilot about the server provider in question reveals a dichotomy of experiences among the users. The reviews can be categorized into two distinct themes: negative experiences and positive experiences.

### Positive Experiences:

**Platform Efficiency:** Contrasting the negative reviews, some users have praised the platform for its low slippage, low spread, and efficient trading experience.

### Negative Experiences:

**Scam Accusations:** Multiple reviews label the company as a scam, citing issues such as hidden charges, high slippage, and manipulation of trades. Customers reported unsatisfactory responses or no responses from the company when issues were raised.

**Technical and Operational Issues:** Complaints include malfunctioning trading servers, untriggered stop losses, and trades being executed incorrectly. These technical glitches seem to contribute significantly to the traders' losses and frustrations.

**Transparency and Trust Issues:** There are repeated mentions of the company not being transparent in its operations. Issues like resetting accounts without proper justification and discrepancies in trade execution compared to other platforms have been highlighted.

### Positive Experiences:

**Platform Efficiency:** Contrasting the negative reviews, some users have praised the platform for its low slippage, low spread, and efficient trading experience.


**Ahsan Ali**  
1 review   PK


4 days ago

**The company is totally scam**


The company is totally scam, i buy there BOGO offer buy 1 get 1 free. Every time i contact them they to provide me second account details, they provide me wrong information, sometimes they don't answer me and they have Hidden charges to much slippage Issues every time even in normal trading day, there brokerage is totally .. I suggest everyone one to avoid this pro firm save your money guys invest in legit site


**Date of experience:** December 14, 2023

 Useful 3   
 Share



Review regarding FundedNext server provider


**Olugbenga Adetifa**  
1 review   NG


5 days ago

**Best forex platforms with real time...**



Best forex platforms with real time deals, low slippage and low spread.


They own Growthnext broker.

My best experience with prop firm ever. Will never go to any other prop. Prop firm with the maximum number of tradeable indices and commodities.

Currently enjoying my stellar two-step challenge with them.

**Date of experience:** December 07, 2023

 Useful 2   
 Share



Review regarding FundedNext server provider



**Steph Curry**

1 review IN



5 days ago

### End to end excellence

My experience with Funded Next has been excellent throughout, right from account purchase (their insane offers), to having great spreads and close to zero slippage, to timely payouts (if not done under 24hrs they pay you extra!), to a super helpful community. Honestly, I couldn't have asked for more!

**Date of experience:** December 13, 2023

Useful Share



*Review regarding FundedNext server provider*



**Prosper Chima**

1 review CH



5 days ago

### Manipulators

Manipulators,

I took a trade earlier in the morning and I also added a TP and SL, only for me to come back in the afternoon to check my trade, my trade didn't close at my SL, it was closed after the SL and caused my account to bridge the rule of daily max drawdown. No answer to why my SL was not triggered. FundedNext are real manipulators and you all should be aware of this.

**Date of experience:** December 08, 2023

Useful 3 Share



*Review regarding FundedNext server provider*



Isaiah

6 reviews

📍 ZA



5 days ago

### I submitted a gold buy trade TP 1996.20...

I submitted a gold buy trade TP 1996.20 on my prop firm account and also on another broker on the 11th of December 2023. The latter took profit in reaction to US CPI news.

The prop firm is still running and now on minus \$70.00.

My trading partner had also submitted the same trade same time to a different broker. Hers also took profit. I have submitted proof. Which market on their MT4 am I trading?

I am waiting their reply.

My trust is crushed

**Date of experience:** December 12, 2023

👍 Useful 2    🔗 Share



*Review regarding FundedNext server provider*



trader inc

1 review

📍 IT



6 days ago

### Disappointed

Even though I saw many reviews about shady things that FundedNext does, I wanted to give it a try. During my Phase 2, my stop losses were hit within the maximum daily drawdown. But when I checked the dashboard I saw that my account was breached, even though I didn't even get an email about letting me know.

After I contacted customer support, hoping that at least they will reset the challenge, I couldn't even get to the dashboard to prove them that my challenge was wrongly closed, it was just saying that I am an "unauthorised user" ....better take your money to a more reputable prop firm

**Date of experience:** December 12, 2023

*Review regarding FundedNext server provider*



Aryan Salehi

1 review IR



6 days ago

### Their new mt5 trading server is \*\*\*\*

Their new mt5 trading server is \*\*\*\*

It doesn't even work

The server opens trade on its own and the execution page takes 20-30 seconds to perform and when it does it opens 2-3 trades at the same time

I opened one trade and it stuck in execution page, after 30 seconds i had 3 trades opened on my account

And when I wanted to close them it didn't work until it breached my daily limit

**Date of experience:** December 12, 2023

*Review regarding FundedNext server provider*



mouhamed benkhelifa

1 review DZ



6 days ago

### My stop loss was dMy stop loss was deliberately canceled when I was told that I would lose the account. Advice, stay away from it. They are using it as an excuse for me not to pay you.eliberately canc

My stop loss was deliberately canceled when I was told that I would lose the account. Advice, stay away from it. They are using it as an excuse for me not to pay you.

**Date of experience:** December 12, 2023

Useful 2 Share



*Review regarding FundedNext server provider*

## Platforms

FundedNext offers trading on the **Metatrader4 (MT4)** and **Metatrader 5 (MT5)** platforms, widely acknowledged as the most popular platforms for Forex trading. However, it's noteworthy that the broader trading platform market encompasses a range of other popular platforms as well.



**MetaTrader 4**



**MetaTrader 5**

## Leverage

The size of leverage offered by the prop-trading firm Funded Next is:

### Evaluation / Express Challenge

Instruments	Challenge Phase	Funded Account
Forex Pairs	1:100	1:100
Indices	1:50	1:25
Commodities	1:50	1:50
Cryptocurrencies	1:2	1:2

*This table shows leverage of the instruments offered with Evaluation/Express challenge*

### Stellar 1-Step Challenge

Instruments	Challenge Phase	Funded Account
Forex Pairs	1:30	1:30
Indices	1:5	1:5
Commodities	1:10	1:10
Cryptocurrencies	1:2	1:2

*This table shows leverage of the instruments offered with Stellar 1-step challenge*

### Stellar 2-Step Challenge

Instruments	Challenge Phase	Funded Account
Forex Pairs	1:100	1:100
Indices	1:20	1:20
Commodities	1:40	1:40
Cryptocurrencies	1:2	1:2

*This table shows leverage of the instruments offered with Stellar 2-step challenge*

## Spread

Instrument	Morning Avg	Afternoon Avg	Evening Avg	Daily Avg
USDJPY	8,3	13,7	11,7	11,2
USDCHF	8,3	10,0	11,0	9,8
GBPUSD	6,3	10,0	11,0	9,1
EURUSD	1,0	5,7	6,3	4,3
USDCAD	6,7	10,7	11,3	9,6
NZDUSD	4,3	10,3	11,0	8,6
AUDUSD	3,3	7,7	9,7	6,9
AUDNZD	14,7	12,0	15,7	14,1
AUDCAD	12,3	10,7	13,7	12,2
AUDCHF	10,3	8,7	9,7	9,6
AUDJPY	10,7	14,3	15,7	13,6
CHFJPY	18,3	21,3	22,7	20,8
EURGBP	7,0	15,0	14,7	12,2
EURAUD	13,7	19,3	21,0	18,0
EURCHF	9,7	8,3	9,0	9,0
EURJPY	8,0	12,7	11,7	10,8
EURNZD	21,7	26,3	25,7	24,6
EURCAD	16,3	20,7	21,7	19,6
GBPCHF	11,3	20,0	20,3	17,2
GBPAUD	17,0	21,7	24,0	20,9
GBPCAD	13,3	21,0	21,0	18,4
GBPJPY	11,7	14,7	15,3	13,9

Instrument	Morning Avg	Afternoon Avg	Evening Avg	Daily Avg
CADCHF	9,3	9,3	9,0	9,2
CADJPY	9,3	14,7	14,3	12,8
NZDJPY	13,7	12,3	14,7	13,6
AUDSGD	18,7	20,7	19,7	19,7
EURHKD	76,3	74,0	67,3	72,6
EURHUF	357,7	369,0	490,0	405,6
EURNOK	482,0	472,3	535,0	496,4
EURSGD	20,0	20,7	21,0	20,6
EURTRY	3866,3	1128,3	3001,0	2665,2
GBPNZD	25,0	24,3	31,0	26,8
GBPSGD	29,3	30,3	33,3	31,0
MXNJPY	14,7	14,7	14,3	14,6
NOKJPY	13,0	12,7	13,0	12,9
NZDCAD	13,7	11,7	13,3	12,9
NZDCHF	10,7	10,3	10,3	10,4
NZDSGD	20,3	21,7	21,7	21,2
SGDJPY	13,7	15,7	16,3	15,2
USDCNH	70,3	74,0	74,0	72,8
USDDKK	50,7	36,3	31,3	39,4
USDHKD	27,0	28,3	32,3	29,2
USDHUF	346,3	327,7	468,0	380,7
USDMXN	625,7	417,3	463,3	502,1
USDNOK	556,3	521,7	432,3	503,4



Instrument	Morning Avg	Afternoon Avg	Evening Avg	Daily Avg
USDPLN	80,0	60,7	80,0	73,6
USDSEK	545,0	568,0	588,3	568,0
USDSGD	14,3	20,0	21,0	18,4
USDTRY	840,0	403,0	1375,3	872,8
USDZAR	529,3	553,7	572,7	551,9
ZARJPY	13,3	14,3	15,3	14,3

## Metals

Instrument	Morning Avg	Afternoon Avg	Evening Avg	Daily Avg
XAGUSD	19,3	19,0	19,0	19,1
XAUUSD	17,7	20,7	20,3	19,6
XPTUSD	214,0	208,3	248,3	223,6

## Oil

Instrument	Morning Avg	Afternoon Avg	Evening Avg	Daily Avg
UKOUSD	47,3	40,0	41,0	42,8
USOUSD	37,3	39,0	39,0	38,4

## Indices

Instrument	Morning Avg	Afternoon Avg	Evening Avg	Daily Avg
AUS200	401,0	401,0	401,0	401,0
GER30	200,0	200,0	200,0	200,0
US30	137,0	195,0	150,0	160,7
FRA40	250,0	120,0	120,0	163,3
HK50	690,0	690,0	690,0	690,0
NTH25	42,0	42,0	42,0	42,0
EUSTX50	250,0	250,0	250,0	250,0
SWI20	490,0	490,0	490,0	490,0
UK100	120,0	120,0	220,0	153,3
SPX500	45,0	45,0	45,0	45,0
NDX100	140,0	210,0	170,0	173,3
JP225	0,7	13,0	10,3	8,0
US2000	14,0	14,0	14,0	14,0

## Methodology

The methodology for calculating the **average spread** at various times of the day involved taking three separate spread measurements at approximately 10-minute intervals. These measurements were conducted at specific times to represent morning, afternoon, and evening averages:

### Morning Average

This average was calculated based on three spread measurements taken around 08:00 GMT, with each measurement approximately 10 minutes apart.

### Afternoon Average

For the afternoon average, three spread measurements were similarly taken around 13:00 GMT, at roughly 10-minute intervals.

### Evening Average

The evening average involved three spread measurements conducted around 18:00 GMT, also with approximately 10-minute intervals between each measurement.

The average for each of these time periods was calculated using the following formula:

$$\text{Average} = (\text{Measurement 1} + \text{Measurement 2} + \text{Measurement 3}) / 3$$

Subsequently, to determine the Daily Average spread, the averages obtained for the morning, afternoon, and evening were combined using a similar formula:

$$\text{Daily Average} = (\text{Morning Average} + \text{Afternoon Average} + \text{Evening Average}) / 3$$

# Deposits and Withdrawals

## Deposits

FundedNext accepts all major **credit**, **bank**, and **cryptocurrency cards**. Once you make a payment, you will immediately gain access to your account. Besides card payment FundedNext accepts **transfers via bank**, with no commission fee, **Perfect Money** for 1% commission fee and **Cryptocurrencies** for 3% commission fee.

Payments can be made with cryptocurrencies such as **Binance Coin (BNB)**, **Bitcoin (BTC)**, **Dogecoin (DOGE)**, **Ethereum (ETH)**, **Litecoin (LTC)**, **Tron (TRX)**, **USD Coin (USDC)** and **Tether (USDT)**.

The fee is refundable upon the first withdrawal.

### Choose Your Payment Method

☐ Card
 ☒ Crypto Payment
 ☐ Others

#### Select Your Cryptocurrency

<input type="radio"/>		Binance Coin	Min Time: 40 Min
<input type="radio"/>		Bitcoin	Min Time: 60 Min
<input type="radio"/>		Dogecoin	Min Time: 40 Min
<input type="radio"/>		Ethereum	Min Time: 40 Min
<input type="radio"/>		Litecoin	Min Time: 40 Min
<input type="radio"/>		Tron	Min Time: 40 Min
<input type="radio"/>		USDC	Min Time: 40 Min
<input type="radio"/>		USDT	Min Time: 40 Min

To learn the full process of crypto payment please visit our [FAQ](#). Your payment status will be updated on the [Billing page](#). After the successful payment, you will receive an email.

**Total Amount to be Paid**  
**\$60.77**

Plan	Stellar-2-Step-6000 USD
Platform	(MT5)
Server	GROWTHNEXT
Account Type	Swap
Price	\$59
3% Commission fee	\$1.77
Apply Coupon	<input type="text" value="Coupon Code"/> <input type="button" value="Apply"/>
Discount	-\$0
<b>Total Amount</b>	<b>\$60.77</b>

**24 HOURS**  
**GUARANTEED PAYOUT**

**Guaranteed Payouts!** Get Paid in 24 Hours or We Pay \$1000 Extra!

*Cryptocurrencies accepted as payment methods in FundedNext*

Once payment is completed, the account will be processed promptly. With card and Crypto payments, account credentials will be received instantly, whereas verification may take some time with other payment methods.

Once the account is successfully created, an email notification will be received. In the email and on the client's dashboard panel, Version 4 or 5 trading platform login credentials will be found.

by **fxprop** Proprietary trust.

44

## Withdrawals

In the Evaluation Challenge Phases of FundedNext, a trader's profit share will progressively increase, beginning at 15% during the Challenge Phase and potentially reaching up to 90% (95% with Add-On) in the FundedNext account. Additionally, users will be eligible for a refund of their subscription fee upon the first payout in their FundedNext account.

### Payout Details for FundedNext Various Challenges:

#### *Evaluation Challenge:*

**Phase 1 and 2:** Compliance with all rules entitles the trader to a 15% profit share from these phases. Withdrawal is possible after achieving a 5% growth in the FundedNext account.

**FundedNext Account:** Upon receipt of the FundedNext account, the profit share increases to 80% (95% with Add-On). The first payout occurs after four trading weeks (28 days), followed by biweekly payouts every 14 days. The subscription fee refund is included in the first payout (150% with Add-On). The profit share reaches 90% upon meeting all scale-up criteria.

#### *Express Challenge:*

**Challenge Phase:** Adhering to all rules results in a 15% profit share every 28-day trading cycle until the trader achieves a 25% profit in the Challenge account.

**FundedNext Account:** Upon reaching a 25% profit, traders receive an Express FundedNext account with an increased profit share. The first withdrawal grants 60% (95% from the first profit split and onwards with Add-On) of the profit, followed by 75%, and then 90% in each subsequent 28-day trading cycle. The subscription fee refund is included in the first payout (150% with Add-On).

#### *Stellar Challenge:*

**1-Step Challenge Phase:** Compliance with all rules leads to a 15% profit share, accessible after a 5% account growth.

**1-Step FundedNext Account:** Receiving this account boosts the profit share to 80% (95% with Add-On). Payouts occur every 14 days starting from the first cycle. The subscription fee refund is included in the first payout (150% with Add-On). Meeting all scale-up criteria increases the profit share to 90%.


**2-Step Challenge Phase 1 and 2:** Compliance with all rules in these phases entitles the trader to a 15% profit share, withdrawable after a 5% growth in the FundedNext account.


**2-Step FundedNext Account:** Upon receiving the FundedNext account, the profit share increases to 80% (95% with Add-On). The first payout is after four trading weeks (28 days), followed by biweekly payouts. The subscription fee refund is included in the first payout (150% with Add-On). Fulfilling all scale-up criteria elevates the profit share to 90%.

## Reviews on Withdrawals

The reviews on Trustpilot about FundedNext's withdrawal process are varied. Positive feedback often praises the quick withdrawal times, typically within 24 hours. However, negative reviews frequently cite issues related to non-payment, alleging trade copying from another account without substantial proof.

### Reviews example:





**Shucayb**  
 1 review   SO


A day ago


**The Best Prob firm in history**


The Best Prob firm in history - no time limit, 15% demo share, Firstest **payout** time and many another features that made us Happy Traders

**Date of experience:** December 18, 2023

 Useful
  Share
 

*Example of a review about payments and withdrawals on the FundedNext Platform*





**Sara Jabarkheil**  
 1 review   BE


2 days ago

**BEST PROP FIRM IN THE GAME 🎉**

MyFundedNext is the BEST PROP FIRM in the GAME. Their customer support is very helpful and always help me with my questions very fast. They don't have any issues with **payouts**.

**Date of experience:** December 18, 2023

 Useful
  Share
 

*Example of a review about payments and withdrawals on the FundedNext Platform*

MY

**Mohammed Yakub adam**  
 1 review    📍 NG

★★★★★

2 days ago

**I have allot to said about these best...**

I have allot to said about these best prof firms Funded next  
**Payout** no delay  
 Discord service they will reply to you as fast as u open tickets  
 I don't think I will invest with any prof firms than funded next is the feature

**Date of experience:** December 18, 2023

👍 Useful

🔗 Share

🚩

*Example of a review about payments and withdrawals on the FundedNext Platform*

AY

**Abukar Yussuf Mohamed**  
 5 reviews    📍 KE

★★★★★

A day ago

**Very Fast Payout**

Just got my **payout** in 2 hours, and also the service is professional and efficient.  
 I would recommend it  
 Very reliable

**Date of experience:** December 19, 2023

👍 Useful

🔗 Share

🚩

*Example of a review about payments and withdrawals on the FundedNext Platform*



Sham

1 review SG



7 days ago

### Beware of FundedNext

Think again before purchasing account with FundedNext. Recently, there's a lot of cases whereby they will accused you of violating the policy for copy trading. You may browse through trustpilot for more similar complaints. I was almost a week to my **payout** for my live account and they banned it, accusing me of copy trading when I've been trading all by myself all this while. They would sent you a list of trade similarities with another unknown account. My profit was around 16% from the equity. I believed it was above average so best for them to get rid of me. Furthermore, you can see FundedNext is one of the funded company that would give frequent discount promo which kinda red flag. Really disappointed with them. Trade so hard for almost a month and they accused me of wrongdoing. Also, they would request traders to give them review after you passed the phase 1 which doesn't make sense. It's like trying to gain many positive reviews before traders even get their live and **payout**. I believe majority of the reviews here are traders after passing their phase 1 only.

**Date of experience:** December 04, 2023

Useful 7 Share



Example of a review about payments and withdrawals on the FundedNext Platform



RS Thinesh

1 review MY



A day ago

### SCAM. WONT GIVE YOUR **PAYOUT**. DONT TRUST

FundedNext is a scam prop firm. I have to rate it 5 stars in order this message reaches more people out there. Don't trust me go and read the rated 1 star comments. First they will provide you with challenge account and everything will be smooth. After you passed and got your self into "real account" there will be slippage and lags in the MT5/MT4 server. One week before your profit **payout** you will receive an email saying there has been a breach of rules. Your trades are similar to another account trades and they will attach a random screenshot with random login id which won't be yours and they will ask for proof saying this is a serious issue. After few emails they will say they will hold your **payout** until the investigation is done and that's it. They won't reply you anymore. There goes your deposit, time and profits made in the challenge account. Still don't trust me. Give yourself a try. Report them. Thank you


**Date of experience:** December 19, 2023


Useful 1 Share








Example of a review about payments and withdrawals on the FundedNext Platform





**Huseyin Genc**  
1 review     TR

5 days ago



**I couldnt take my benefit from my prop account even I gave payout orders**


Hello,

I have a prop account from FundedNext. I have been trading with this account during almost last 3 months and I gave 2 payout orders(1. and 2. month)in this period but I am still waiting for my benefit. When will you pay my benefit?


Regards


**Date of experience:** October 18, 2023






 Useful 2     Share



Example of a review about payments and withdrawals on the FundedNext Platform




**Kevin**  
2 reviews     CM










Dec 9, 2023

**The scam continues.**


Updates from my previous review, after deactivating my account and accusing me of similarities in trades with other traders, I got an email saying the were going to pay me 50% of my payout since I was in profit. Its been ages already, support does not even respond to emails and they haven't paid my 50% as they promised. So the scam continues, they are thieves and scammers, they say the want profitable traders and they don't pay you. Fundednext company are thieves, this company needs to be shutdown. People stay away or you will regret 

**Date of experience:** December 09, 2023






 Useful 7     Share



Example of a review about payments and withdrawals on the FundedNext Platform


**Incredible Traders**  
 2 reviews    📍 RO

---

Dec 2, 2023

**SCAM, Unregulated company**

I promise you, this company is a scam.  
 They will treat you nice when you send them money for their DEMO accounts aka CHALLENGES.

They are happy about this because they know that 99%+ of traders will fail their challenges.

But if you are indeed a good trader and you pass the challenges and become funded, that's where they stop liking you.




I got through 3 **payouts** and I still kept going but when they actually saw that i'm still making profits, they eventually sent me an e-mail stating that they will disable my accounts for "trade copy" reasons.  
 Well, my account was disabled without breaching any trading rules.

I never copied anyone, I just used my OWN EA, developed my myself, which they even approved before I actually started the challenges.

**STRAIGHT SCAM COMPANY, DO NOT GIVE THE MONEY FOR DEMO ACCOUNTS TO THESE SCAMMERS**

**Date of experience:** November 26, 2023

---

 Useful **11**
 Share
 

*Example of a review about payments and withdrawals on the FundedNext Platform*

# Support

FundedNext provides customer support through **email**, **live chat** and **messenger**. Below is a list of available channels:

- **Physical Office Address** - Office no. 7, AI Robotics HUB, C1 Building, AFZ, Ajman, UAE.
- **Email ID** - support@fundednext.com
- **Live Chat** - Directly available from the site.
- **Messenger** - <https://m.me/fundednext>
- **FundedNext Support Timings** - 24/7 via email and live chat.

The company also has a FAQ page (<https://help.fundednext.com>), where various issues and answers are provided to assist clients in smooth and trouble-free trading. All they need to do is search for a query. Related articles will be displayed.

## FundedNext Support Performance Evaluation

The evaluation of FundedNext support services was conducted by FXProp in the period of December 20-28, 2023.

### Email Support

Customers can contact FundedNext via **email**. This is a useful option if you require a formal response to your queries. Responses from support are substantive. The average response time for this communication method is one business day. Therefore, it is recommended to use live chat support for much faster assistance.

#### Email Support Contact:

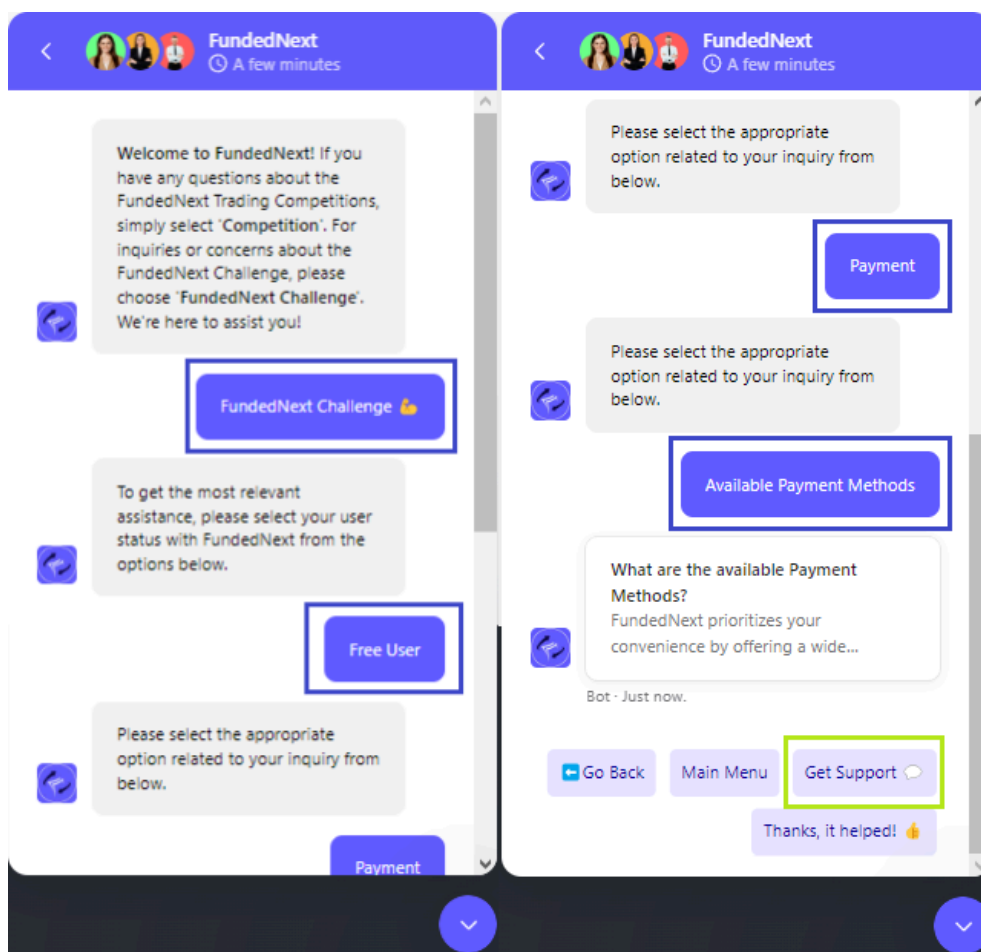
[support@fundednext.com](mailto:support@fundednext.com)

### Live Chat Support

**FundedNext has good live chat.** Company offers a **live chat** option on its official website. This is a quick and efficient way to get help from their support team. Their live chat is one of the fastest in the industry, with an average waiting time of **1-2 minutes** for a response. To connect with customer service, users need to select the exact question area by completing a quick in-chat survey.

Live Chat staff respond quickly and substantively to the questions asked. They use links with information that can be found on their website. They provide answers to all questions allowed by the company's policy. However, in case of doubts, they do not expand on topics. Live chat employees do not write anything themselves to clarify doubts, but only send ready-made articles related to the issue, which do not always fully answer the question asked. One cannot

also expect binding answers from them, as in the case of a complex topic, they refer to the company's regulations. This option is recommended for quick responses on questions regarding FundedNext.



*Required steps to get access to chat with support team agent*

FundedNext live chat service, known for its rapid response time averaging 1-2 minutes, was verified by fxprop in the period of December 20-28, 2023. The company's strengths include 24/7 access to the support team and telephone support availability.

# Access to Knowledge

## Educational Materials

While FundedNext **doesn't offer a dedicated learning platform**, it provides traders with access to valuable educational resources within the Dashboard area. These materials are instrumental in enhancing traders' understanding of various aspects related to trading and prop trading in particular.

In the Utilities section of the Dashboard, users can explore an **E-Book titled "Prop Trader Secrets."** This E-Book delves into crucial topics, offering insights into the relationship between Maximum Loss and Average Win, correct methods for profitability calculations, optimal trade duration, techniques for identifying the prevailing market trend, and much more. This comprehensive resource empowers traders with knowledge and strategies to bolster their trading performance.

Additionally, the Dashboard includes **a video section** that currently hosts four informative videos. These videos serve as supplementary educational tools and cover topics essential for traders looking to refine their trading skills and strategies.

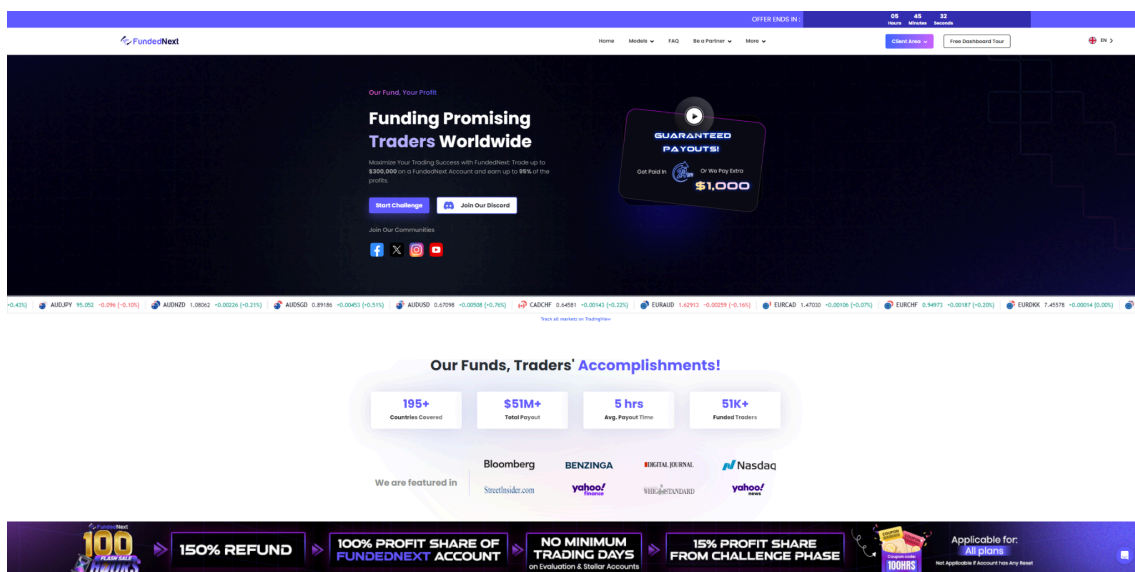
# Web Platform Assessment

## Design and Usability

FundedNext's website has some strong points, but it also faces several issues that need attention. The site does a decent job in showcasing its proprietary trading services and trading challenges.

However, the way this information is organized and presented could be much clearer and easier for users to understand and find. One noticeable problem is with the website's design. The colors and branding are not consistent across different pages and sections. This inconsistency creates a disjointed feeling when moving through the website. Another area that requires improvement is the dashboard navigation. It's not very user-friendly and makes it hard for users to quickly find key information or access the trading challenges they are interested in.

On the brighter side, FundedNext has made the registration process on their website quite straightforward. This is a positive aspect, especially for new users who want to get started without any hassle. In summary, while FundedNext's website has potential and some aspects like easy registration are commendable, it certainly would benefit from a more unified design and a more intuitive navigation system to enhance overall user experience.

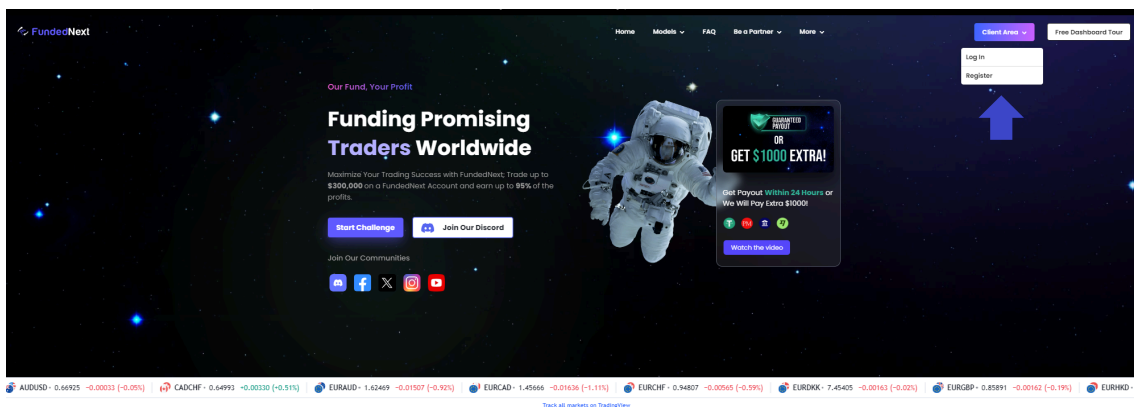


*FundedNext Website design*

## Account Purchase Process

### Opening an Account

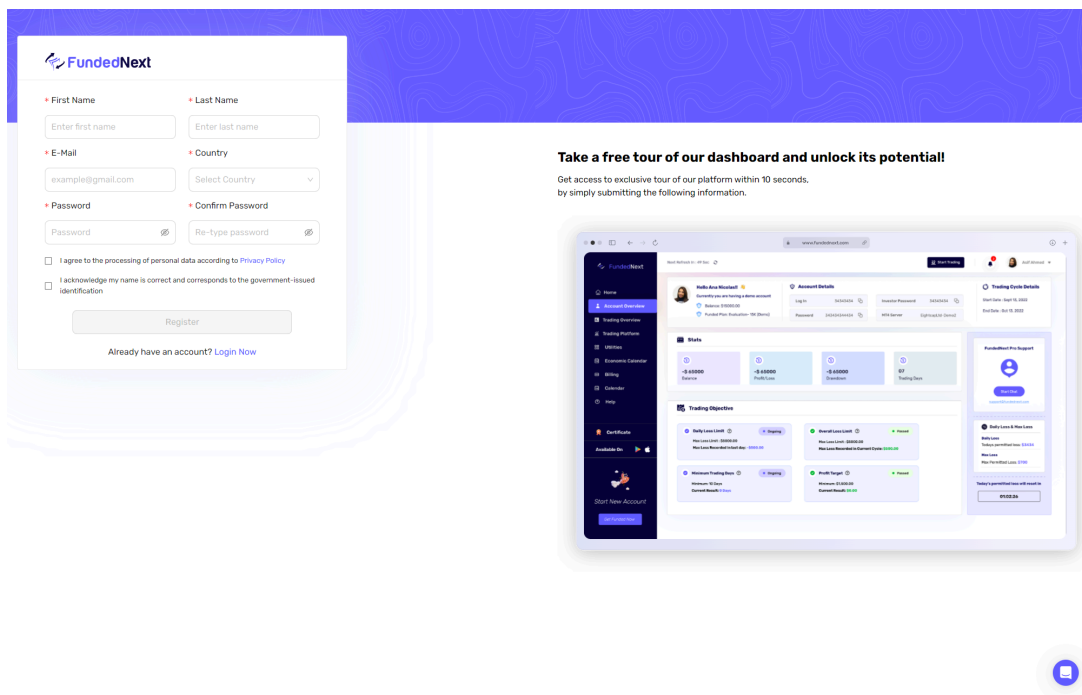
- Open your web browser and navigate to the proprietary trading website. In the top right corner of the page, find and point on the “Client Area” button, then press “Register”.



### What Makes FundedNext

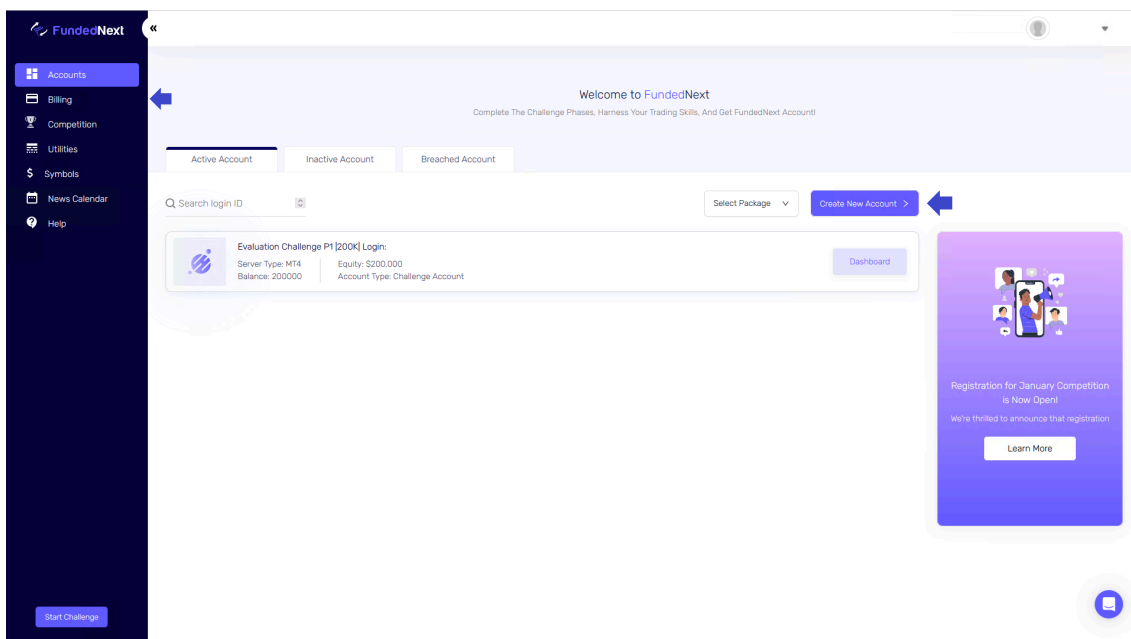
Account opening instruction FundedNext step 1

- Go through the account registration process. After registering, proceed to the Client Area.



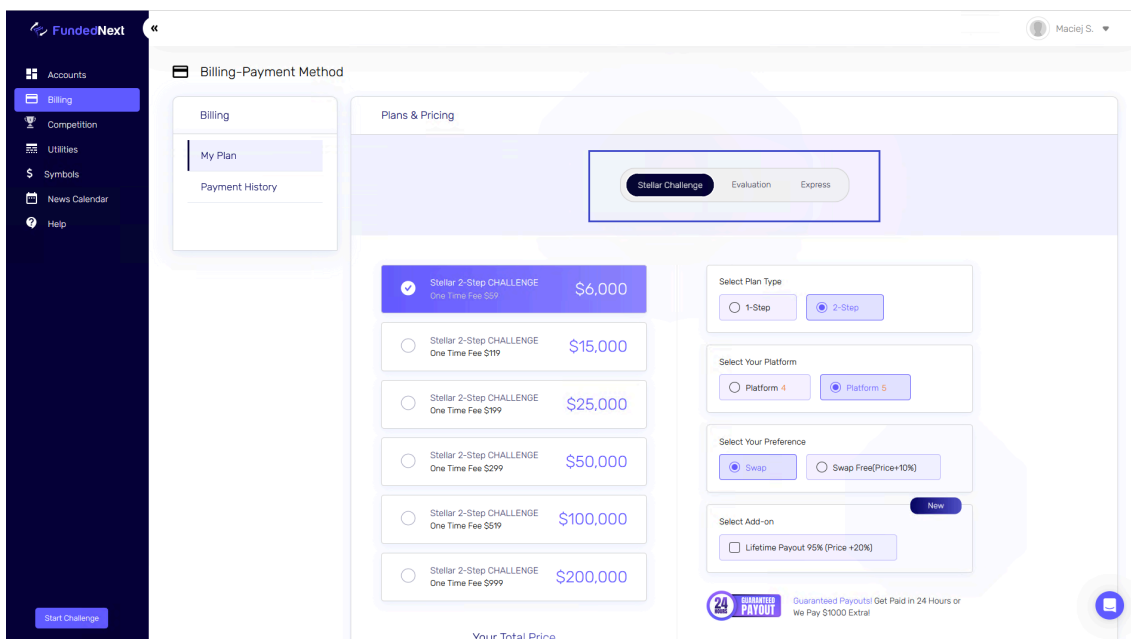
Account opening instruction FundedNext step 2

- Find and click the "Create new Account" or "Billing" button.



Account opening instruction FundedNext step 3

- You will be redirected to a selection window where you can customize the challenge according to your preferences.
  - Choose the Challenge Plan that best suits your trading goals.



Account opening instruction FundedNext step 4.1



- Select the account balance you want to start the challenge with.

The screenshot shows the 'Plans & Pricing' section of the FundedNext interface. The 'Stellar Challenge' tab is active. A list of challenge plans is displayed on the left, with the \$6,000 plan selected. On the right, there are four configuration sections: 'Select Plan Type' (2-Step selected), 'Select Your Platform' (Platform 5 selected), 'Select Your Preference' (Swap selected), and 'Select Add-on' (Lifetime Payout 95% unchecked). A '24 HOURS GUARANTEED PAYOUT' badge is located at the bottom right.

Account opening instruction FundedNext step 4.2

- Select Plan Type if applicable to the Plan You've chosen.

This screenshot is identical to the previous one, but a red rectangular box highlights the 'Select Plan Type' section, where the '2-Step' radio button is selected.

Account opening instruction FundedNext step 4.3

- Select your preferred trading platform.

The screenshot displays the 'Billing-Payment Method' interface on the FundedNext platform. The left sidebar contains navigation links: Accounts, Billing (highlighted), Competition, Utilities, Symbols, News Calendar, and Help. The main content area is titled 'Plans & Pricing' and features three tabs: 'Stellar Challenge', 'Evaluation', and 'Express'. Under the 'Stellar Challenge' tab, a list of challenge plans is presented, each with a 'Stellar 2-Step CHALLENGE' label and a 'One Time Fee'. The \$6,000 plan is selected. To the right of the list, there are three selection sections: 'Select Plan Type' (1-Step or 2-Step), 'Select Your Platform' (Platform 4 or Platform 5), and 'Select Your Preference' (Swap or Swap Free(PPrice+10%)). The '2-Step', 'Platform 5', and 'Swap' options are selected. A 'Select Add-on' section offers a 'Lifetime Payout 95% (Price +20%)' option. A '24h GUARANTEED PAYOUT' badge is located at the bottom left of the main content area, with a note: 'Guaranteed Payouts! Get Paid in 24 Hours or We Pay \$1000 Extra!'. A 'Your Total Price' label is at the bottom center, and a 'Start Challenge' button is in the bottom right corner.

Account opening instruction FundedNext step 4.4

- Choose the type of account that best suits your trading style.

This screenshot is identical to the one above, showing the 'Billing-Payment Method' interface on the FundedNext platform. It displays the same navigation sidebar, 'Plans & Pricing' tabs, challenge plan list, and selection options for plan type, platform, and preference. The \$6,000 plan, 2-Step type, Platform 5, and Swap preference are selected. The '24h GUARANTEED PAYOUT' badge and 'Your Total Price' label are also present.

Account opening instruction FundedNext step 4.5

- Choose the add-ons if applicable to the Plan You've chosen.

Billing-Payment Method

Plans & Pricing

Stellar Challenge Evaluation Express

Stellar 2-Step CHALLENGE One Time Fee \$29 \$6,000

Stellar 2-Step CHALLENGE One Time Fee \$119 \$15,000

Stellar 2-Step CHALLENGE One Time Fee \$199 \$25,000

Stellar 2-Step CHALLENGE One Time Fee \$299 \$50,000

Stellar 2-Step CHALLENGE One Time Fee \$519 \$100,000

Stellar 2-Step CHALLENGE One Time Fee \$999 \$200,000

Select Plan Type

1-Step 2-Step

Select Your Platform

Platform 4 Platform 5

Select Your Preference

Swap Swap Free(Price+10%)

Select Add-on

Lifetime Payout 95% (Price +20%)

24 HOURS GUARANTEED PAYOUT Guaranteed Payouts! Get Paid in 24 Hours or We Pay \$1000 Extra!

Your Total Price

Account opening instruction FundedNext step 4.6

- After choosing all of the parameters above, click "Enroll Now" button.

Billing-Payment Method

Plans & Pricing

Stellar Challenge Evaluation Express

Stellar 2-Step CHALLENGE One Time Fee \$29 \$6,000

Stellar 2-Step CHALLENGE One Time Fee \$119 \$15,000

Stellar 2-Step CHALLENGE One Time Fee \$199 \$25,000

Stellar 2-Step CHALLENGE One Time Fee \$299 \$50,000

Stellar 2-Step CHALLENGE One Time Fee \$519 \$100,000

Stellar 2-Step CHALLENGE One Time Fee \$999 \$200,000

Select Plan Type

1-Step 2-Step

Select Your Platform

Platform 4 Platform 5

Select Your Preference

Swap Swap Free(Price+10%)

Select Add-on

Lifetime Payout 95% (Price +20%)

24 HOURS GUARANTEED PAYOUT Guaranteed Payouts! Get Paid in 24 Hours or We Pay \$1000 Extra!

Your Total Price

\$59

Enroll Now

Account opening instruction FundedNext step 5

- Choose the payment method, fill in your personal details and click on “Confirm Payment” button.

Account opening instruction FundedNext step 6

At this point, you also have the opportunity to enter a discount code if you have one.

- On the payment page, you will have two payment options: card or cryptocurrencies. Choose your preferred method.
- Follow the instructions on the payment page to complete the challenge purchase.
- Upon successful payment, you will be notified that the purchase has been completed, and the challenge details will be delivered to your account.

You are now ready to begin your journey with the FundedNext challenge. Good luck and success in the trading world!

## Social media and Communication

This report delves into the varied social media strategies employed by FundedNext. Each platform, from Facebook to YouTube, is tailored to serve specific purposes, ranging from community engagement to informative content dissemination. Here, we provide a detailed look at both the content and activity levels on these platforms, offering a comprehensive view of FundedNext's digital presence.

- Facebook** (<https://www.facebook.com/groups/fundednext>) - The Facebook group serves as a space for official announcements and a community hub where traders can share their accomplishments and trading results. The activity on this platform is relatively modest, with an average of about 10 posts per month, indicating a focus on specific, significant updates rather than frequent interactions.

- **Instagram** (<https://www.instagram.com/fundednext/>) - FundedNext's Instagram page is a vibrant and dynamic platform, showcasing a wide array of content including client payouts, interview announcements, and competition updates. The page is highly active with over 100 posts per month, reflecting a strategy focused on frequent and diverse engagement with the audience.
- **Twitter** (<https://twitter.com/FundedNext>) - On Twitter, FundedNext is actively engaged in promoting campaigns, sharing updates, news, and interactive posts. Like Instagram, the Twitter presence is marked by high activity, with more than 100 posts per month, emphasizing timely updates and promotional content.
- **Discord** (<https://discord.com/invite/PJF2mKXEM7>) - The Discord server is a rich source of information, offering event announcements, community chats, trading discussions, and various promotions. While post frequency is not measurable, the server's liveliness and diverse content make it a key platform for interactive and real-time engagement.
- **Youtube** (<https://www.youtube.com/@FundedNext/featured>) - FundedNext's YouTube channel adopts a podcast-like approach, featuring interviews, informative videos in various languages, and updates about the company's activities, including giveaways and tournaments. The channel maintains a consistent output of about 10 videos per month, focusing on quality content tailored to viewers seeking in-depth information and insights.

Platform	Followers	Engagement Rate
Facebook	69 600	25,4
X	92 700	0,29
Instagram	24 000	1,29
Youtube	54 300	0,62

*Engagement rate in social media*

## Additional Tools/features

### Competition

The FundedNext Trading Competition is **a monthly event** designed to provide traders from all backgrounds with an opportunity to participate in a competitive and open challenge. This competition enables participants to showcase their trading skills and offers exclusive prizes as rewards. It's important to note that participation in the FundedNext Trading Competition is entirely free of charge, without any associated fees or expenses.

The competition commences on the 1st day of each month and concludes on the last day of the same month, allowing traders to engage in a month-long test of their trading prowess. To ensure fair and transparent competition, the event enforces a set of rules that all participants must adhere to. **These rules include:**

- **Single Account Registration:** Each participant can register only one account, using a unique email address and IP address. Attempting to register multiple accounts results in disqualification.
- **Daily Drawdown Limit:** Traders should not exceed a daily loss limit of 5% of their initial account balance. The calculation for this limit is as follows:  $\text{Daily loss limit} = (\text{Last day's Balance} - \text{Today's Balance}) / \text{Equity}$ .
- **Maximum Allowable Drawdown:** The competition establishes a maximum allowable drawdown of 10% of the initial balance, and participants are required to stay within this limit.
- **Prohibited Use of EAs:** Expert Advisors (EAs) are not permitted in the competition. Participants must engage in manual trading only.
- **Minimum Trading Days:** To be eligible for winning prizes, participants must actively trade for a minimum of 5 days during the competition period.
- **Leverage:** The competition follows standard leverage levels of 1:100 for all FX pairs, 1:30 for commodities and indices and 1:2 for cryptocurrencies.
- **Position and Lot Size Limits:** Traders are encouraged to open multiple positions, but they are limited to executing a maximum of 5 positions at any given time. Lot size limits are set at 5 lots for FX instruments and 3 lots for indices and commodities.
- **Trade Closure:** There are no restrictions on closing trades, and traders can opt to hold positions overnight or over the weekend.

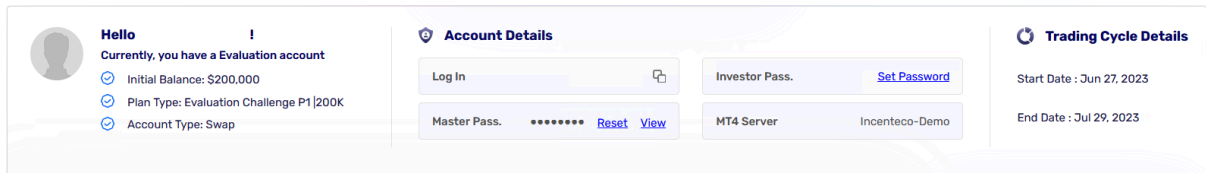
It's important to note that the competition runs continuously throughout the entire month without scheduled resets. Daily calculations, including the daily drawdown, are reset at 00:00 GMT+3, but this doesn't affect participants' overall trading progress or account balance.

The FundedNext Trading Competition offers rewards to participants based on their performance. The top 100 traders, as well as those ranked from 101st to 600th, have the chance to win various rewards.

## Account Overview

The Account Overview application integrated the website's Client Area, delivering a set of tools for traders to monitor and evaluate their progress within the trading challenges. This web application encompasses the following key areas, providing traders with valuable insights:

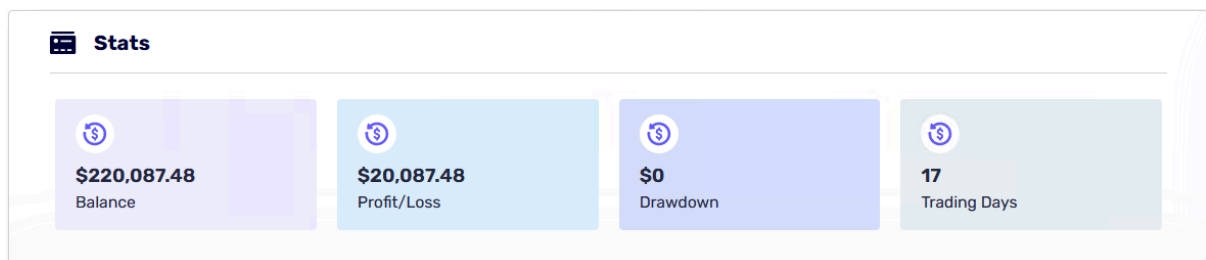
- **Basic Information:**



Account Overview pt. 1 Basic Information section

This section presents essential data including the initial balance, plan type, account type, as well as specific account details and the particulars of the ongoing trading cycle. It serves as a foundational reference for traders to understand their account setup and current status.

- **Stats:**



Account Overview pt. 2 Stats section

The Stats section offers a detailed overview of the trader's account performance. Users can readily access information such as the current account balance, profit and loss figures, drawdown metrics, and the total number of trading days. These statistics empower traders with an up-to-date snapshot of their trading journey.

## ● Trading Objectives:

**Trading Objective**

**Daily Loss Limit**

Max Loss Limit: \$ 10,000.00  
Today's Permitted Loss: \$0

Ongoing

**Overall Loss Limit**

Max Loss Limit: \$ 20,000.00  
Max Permitted Loss: \$0

Ongoing

**Minimum Trading Days**

Minimum: 5 Days  
Current Result: 17 Days

Passed

**Profit Target**

Minimum: \$ 20,000.00  
Current Result: \$20,087.48

Passed

Account Overview pt. 3 Trading Objectives section

This segment is dedicated to monitoring and managing trading objectives. Here, traders can track crucial metrics that influence their challenge, including daily loss limits, overall loss limits, minimum trading day requirements, and profit targets. This feature enables traders to remain aligned with their predefined objectives and risk management strategies.

## Trading Overview

The Trading Overview application seamlessly integrates within the platform's Client Area, providing traders with a robust suite of tools and data to track and evaluate their trading performance. This web application encompasses the following key components, offering traders valuable insights into their trading journey:

### Detailed Stats:

In this segment, traders can delve into an array of key statistics presented in a textual format. Here, traders can access metrics such as current equity, account balance, profitability indicators, average winning and losing rates, the number of trades executed, total lots traded, average Risk-Reward Ratio (RRR), loss rate, profit factor, best and worst trade performance, records of successful long and short trades, as well as the gross profit and gross loss figures.

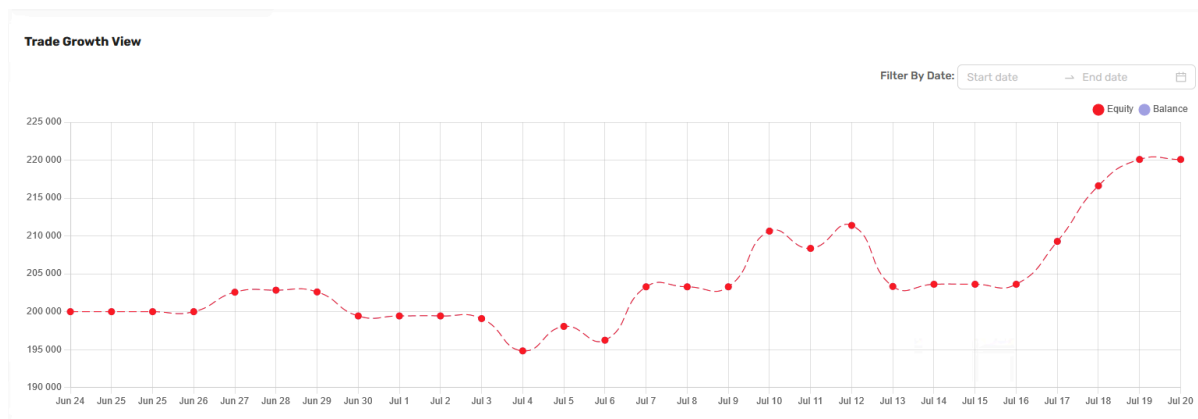
Trading Overview					
Detail Stats			Analytics		
Equity	\$220,087.48	Lots	321.15	Worst Trade	-\$5,462.50
Balance	\$220,087.48	Avg.RRR	1:1.69	Long Won	47.37%
Profitability	<div><div></div></div>	Win Rate	50%	Short Won	52.94%
Avg.Winning Trade	\$2,866.30	Loss Rate	50%	Gross Profit	\$51,593.37
Avg.Losing Trade	-\$1,696.80	Profit Factor	1.69	Gross Loss	-\$30,542.44
Trades	36	Best Trade	\$8,372.85		

Trading Overview pt. 1 Detailed Stats section



## Analytics:

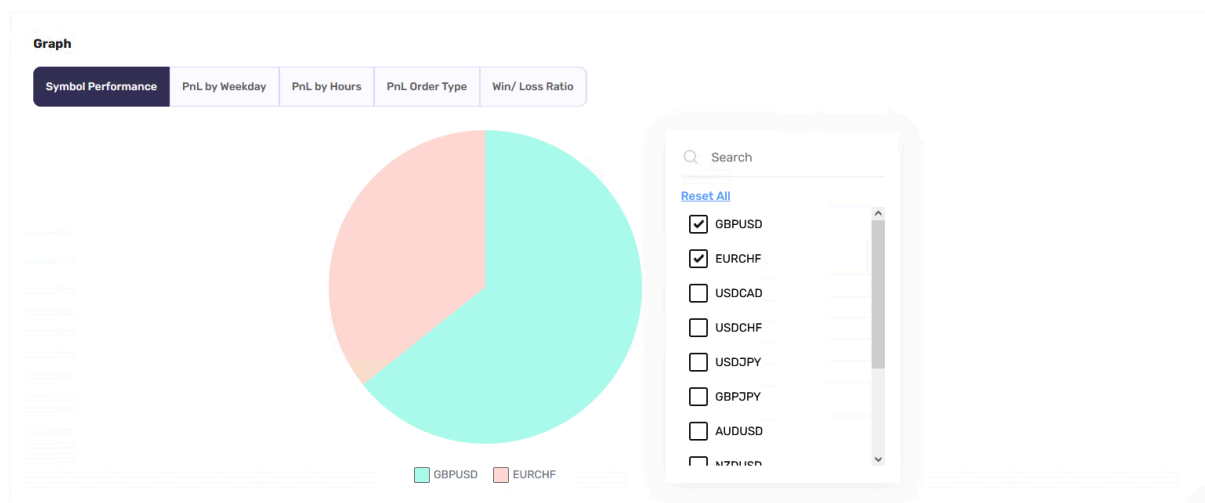
This section provides traders with a visual representation of their trading journey through graphical data. Traders have the flexibility to filter and customize this data according to specific date ranges.



Trading Overview pt. 2 Trade Growth section

In the Analytics segment, traders can access various statistical graphs that enable them to monitor key statistics related to:

- **symbol performance**



Trading Overview pt. 2.1 Symbol Performance section

- profit and loss (PnL) patterns by weekday



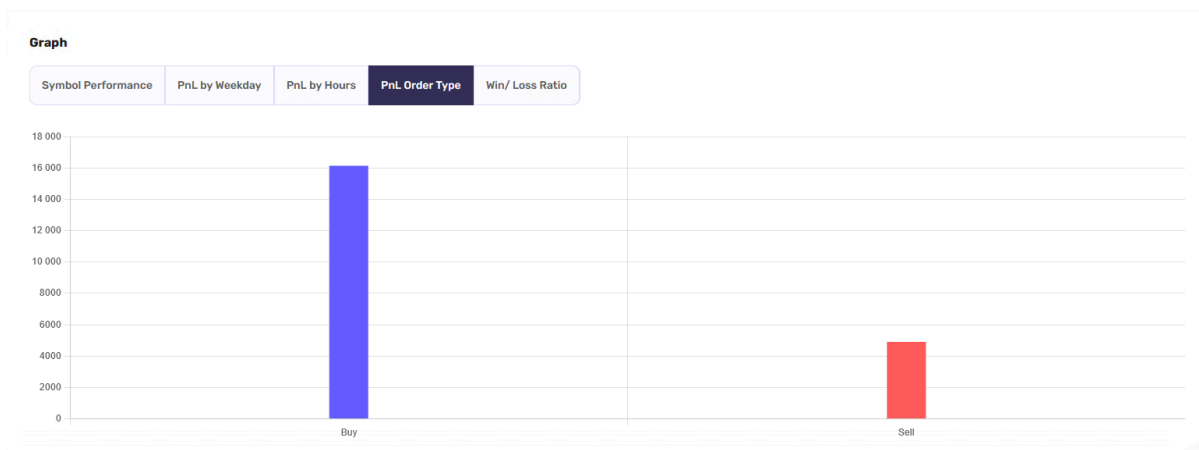
Trading Overview pt. 2.2 PnL by Weekday section

- profit and loss (PnL) patterns by hours



Trading Overview pt. 2.3 PnL by Hours section

- **PnL order type distribution**



Trading Overview pt. 2.3 PnL Order Type section

- **and win/loss ratios**



Trading Overview pt. 2.4 Win/Loss Ratio section

## Trading History:

The Trading History segment allows traders to review their trade activities during the current trading cycle. Within this section, traders can view detailed information on specific trades by selecting the "View" button.

Trading History											Download CSV
SN	Open Time	Open Price	Close Time	Close Price	Profit	Lots	Commission	Swap	Symbol	Type	Details
1	2023.07.19 06:15:01	0.6267	2023.07.19 14:26:02	0.6234	\$1,955.52	5.82	-\$17.46	0	NZDUSD	Sell	<a href="#">View</a>
2	2023.07.19 06:15:01	0.6789	2023.07.19 14:26:03	0.6757	\$1,547.17	4.79	-\$14.37	0	AUDUSD	Sell	<a href="#">View</a>
3	2023.07.18 12:55:00	1.3098	2023.07.18 13:59:46	1.3123	\$7,429.60	29.6	-\$88.80	0	GBPUSD	Buy	<a href="#">View</a>
4	2023.07.17 12:23:00	0.8587	2023.07.17 16:33:19	0.8623	\$8,372.85	19.62	-\$58.86	0	USDCHF	Buy	<a href="#">View</a>
5	2023.07.17 04:32:00	0.8617	2023.07.17 10:28:36	0.8595	-\$2,952.89	11.86	-\$35.58	0	USDCHF	Buy	<a href="#">View</a>
6	2023.07.17 04:13:00	138.527	2023.07.17 16:35:36	139.387	\$333.17	0.54	-\$1.62	0	USDJPY	Buy	<a href="#">View</a>
7	2023.07.14 07:25:00	1.3101	2023.07.14 17:06:08	1.316	\$4,069.15	9	-\$27.00	0	USDCAD	Buy	<a href="#">View</a>
8	2023.07.14 04:42:00	0.9635	2023.07.14 22:56:06	0.9682	-\$1,693.34	3.1	-\$9.30	0	EURCHF	Sell	<a href="#">View</a>
9	2023.07.14 03:14:00	1.3113	2023.07.14 05:45:56	1.3097	-\$2,003.12	16.5	-\$49.50	0	USDCAD	Buy	<a href="#">View</a>
10	2023.07.13 11:56:00	1.3043	2023.07.13 12:44:16	1.3076	-\$3,013.20	9.3	-\$27.90	0	GBPUSD	Sell	<a href="#">View</a>

Trading Overview pt. 3 Trading History section

## FundedNext Trade Manager

The FundedNext Trade Manager stands as a valuable trading tool, available for download within the platform's Client Area, specifically located in the Utilities Tab. This tool is engineered to empower traders with the ability to execute trades with precision and finesse. Once installed, traders can efficiently manage their active orders, pending orders, and even make on-the-fly modifications to ongoing orders with a high degree of accuracy and control. Moreover, the Trade Manager offers real-time visibility into account statistics, including current account balance, equity, and ongoing drawdown status.

- Active order

The screenshot shows the 'FundedNext Trade Manager' window with the 'Active Order' tab selected. At the top, there are three boxes: 'Balance' (178492.31), 'Equity' (178492.31), and 'Drawdown' (0.00). Below these are three tabs: 'Active Order', 'Pending Order', and 'Manage Order'. The 'Active Order' tab is active, showing 'Buy' and 'Sell' buttons with a price of 1.09217. Below the buttons, there are input fields for 'Symbol' (EURUSD), 'Fixed Lot' (0.01), 'Take Profit (Pips)' (0), and 'Stop Loss (Pips)' (0). Further down, there are sections for 'Move SL to Entry' (0 Pips), 'Close Half' (0 Pips), 'Close Partial at' (0 Pips With 0 %), and 'Trailing Stop' (Start: 0, SL Move: 0, Distance: 0).

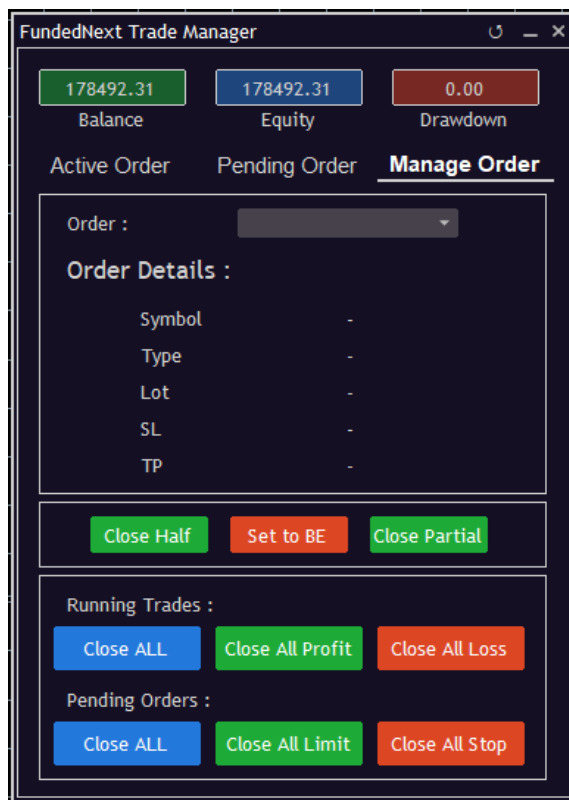
*FundedNext Trade Manager showcase*

- Pending Order

The screenshot shows the 'FundedNext Trade Manager' window with the 'Pending Order' tab selected. At the top, there are three boxes: 'Balance' (178492.31), 'Equity' (178492.31), and 'Drawdown' (0.00). Below these are three tabs: 'Active Order', 'Pending Order', and 'Manage Order'. The 'Pending Order' tab is active, showing 'Buy Limit', 'Buy Stop', 'Sell Limit', and 'Sell Stop' buttons. Below the buttons, there are input fields for 'Symbol' (EURUSD), 'Fixed Lot' (0.01), 'Price' (0), 'Take Profit (Pips)' (0), and 'Stop Loss (Pips)' (0). Further down, there are sections for 'Move SL to Entry' (0 Pips), 'Close Half' (0 Pips), 'Close Partial at' (0 Pips With 0 %), and 'Trailing Stop' (Start: 0, SL Move: 0, Distance: 0).

*FundedNext Trade Manager showcase*

- Manage Order

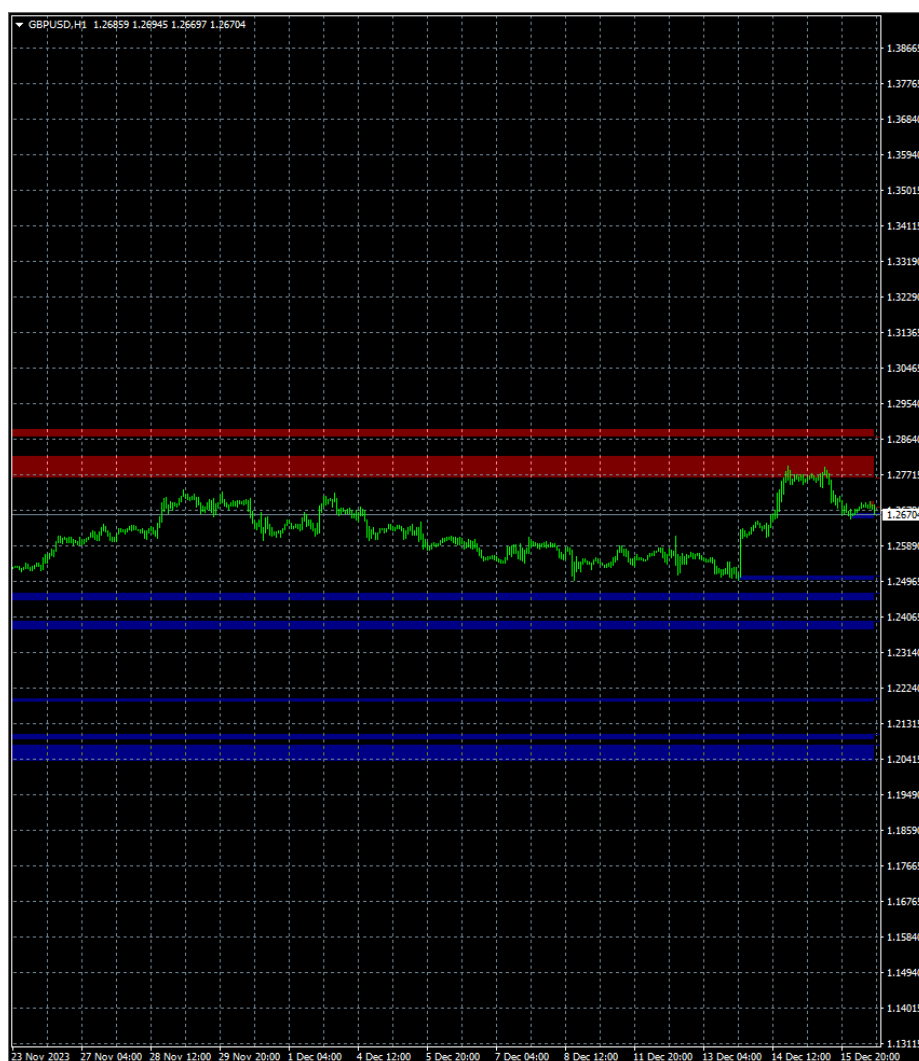


*FundedNext Trade Manager showcase*

## Supply & Demand indicator

**The FundedNext Supply & Demand** indicator is a notable trading tool that can be conveniently downloaded via the platform's Client Area, accessible within the Utilities Tab. Once acquired and integrated into your preferred trading platform, like MT4, this indicator becomes an invaluable asset for traders.

The primary functionality of this indicator is to visually display crucial supply and demand levels on your trading platform's charts. These levels are typically denoted by distinctive blue and red lines, making them easily distinguishable. The blue lines represent supply zones, while the red lines signify demand zones.



*Supply and Demand indicator showcase*

# Additional

## Client Reviews Summary

Evaluations of the FundedNext platform:

- **Trustpilot** – 4.7 (9065 reviews)
- **Trustindex** – ( reviews)
- **Reviews.io** – ( reviews)

With an overall rating of **4.7** out of 5, FundedNext demonstrates a predominantly positive reception among its user base, reflecting well on various aspects of its operations. This high rating suggests that the positive experiences significantly outweigh the negative ones for the majority of users.

Customers both praise and criticize customer service. As an advantage, customers often commend the quick and helpful response from the support team, as well as an active and supportive community on Discord. However, as a disadvantage, there are complaints about the lack of responses to emails, the lack of assistance in solving problems, and the unavailability of support in the case of company errors.

### Positive Aspects:

- **Supportive Community:** The company has a very supportive Discord community where users can get quick answers to their questions. This fosters a sense of unity and ease among the community members.
- **User-Friendly Platform and Tools:** Customers appreciate the ease of use of the company's dashboard and the clarity of the trading rules. The platform is also praised for its advanced technology and tools that aid in trading.
- **Flexible and Trader-Friendly Policies:** The company is noted for its flexible policies, like unlimited time to complete evaluations and trader-friendly requirements. They are also recognized for providing various options like choosing between MT4 and MT5 trading platforms.
- **Reliability and Speed of Transactions:** Customers are satisfied with the fast execution of market orders, friendly spreads, and swift payout processes. There's also a mention of the company's reliability in terms of financial transactions and its commitment to trader success.

### Negative Aspects:

- **Technical Problems with the Platform:** Users experience technical issues such as server outages, improper functioning of the platform (e.g., not considering stop loss or take profit orders), and discrepancies between the platform's charts and other sources.
- **Problems with Financial and Account Management:** Experiences related to improper charging of accounts, difficulties in obtaining refunds, issues with receiving account details, and manipulative account management practices.



- **Accusations of Manipulation and Unfair Practices:** Allegations regarding manipulation of transactions, especially during profitable periods, and aggressive price fluctuations.
- **Misleading Promotions and Policies:** Customers point out misleading promotions and policy changes without clear communication, for example, changes in profit targets.

## Promotions and Discounts

Funded Next occasionally offers promotions. The company does not focus on acquiring customers through promotions. Discounts on challenges are not available throughout the year, but only occasionally. It is recommended to always check if they are available at the time of purchasing an account.

**Use our code to receive a discount:**



## Affiliations

The Terms & Conditions for the FundedNext Affiliate Programs are as follows:

- Affiliate commissions will not be awarded if a customer purchases from his/her own affiliate link.
- Every trader can sign up only once using only one referral link.
- Each unique affiliate link has 90 Days cookie tracking. Any purchase after the 90 Days expire won't count toward the affiliate's commission.
- The commission will only be paid for the first purchase made by a trader. Account Top-ups and Account Resets won't count toward the commission.
- The reward is only paid once the payment is cleared on FundedNext's end.
- The affiliates are not to engage in any negative marketing. This means no marketing in which the affiliate would use negative words in order to get attention then promote our services.
- The affiliates are not permitted to use Pay-Per-Click (PPC) or other keyword based advertising targeting "FundedNext" or any variations of the brand name as Keywords.
- An affiliate commission will not be awarded if a customer uses the discount code of another affiliate to purchase a new plan.
- Affiliate sales must qualify as a legitimate transaction upon FundedNext's review.
- The affiliates must add a disclaimer stating *"FundedNext does not own or operate this website and is not responsible for its contents. It is owned by [your website name / your brand name], an independent marketing affiliate."*
- In no way may you copy our sales page content such as our sales letter, video, or images in an effort to imitate FundedNext on your own site.

- The commission is based on the tier/level of the Affiliate. Rising Star Affiliates will receive 12% Commission. Pro and Champions Affiliates will receive 15% commission on all package purchases.

Rising Star	Pro	Champion	Enterprise Solution
Bi-Weekly Withdrawal	Weekly Withdrawal	24/7 Withdrawal	Have a proven track-record at other prop-firms? Share your progress, migrate to FundedNext and we'll match your existing progress on our platform. It's that simple.
<b>12%</b>	<b>15%</b>	<b>15%</b>	<a href="#">Contact Us</a>
<ul style="list-style-type: none"> <li>✓ Customer Count (1-49)</li> <li>✓ 12% Commission</li> <li>✓ 5% Discount Code</li> </ul>	<ul style="list-style-type: none"> <li>✓ Customer Count (50+)</li> <li>✓ 15% Commission</li> <li>✓ 7.5% Discount Code</li> </ul>	<ul style="list-style-type: none"> <li>✓ Customer Count (350+)</li> <li>✓ 15% Commission</li> <li>✓ 10% Discount Code</li> </ul>	

*FundedNext affiliate model*

- The Available Payout Methods for FundedNext Affiliates are: Perfect Money, USDT, and BTC.
- The commission will be sent to the affiliates with their preferred payment methods.
- Rising Star affiliates can withdraw the commission once their commission balance reaches \$120. Pro and Champion affiliates do not have a minimum commission amount requirement to withdraw commission.
- Affiliates can directly purchase a new plan using the commissions received from Fundednext.
- Withdrawal requests for affiliate commissions must be placed by the affiliate by Emailing FundedNext through partner@fundednext.com and will only be processed by FundedNext after all terms and conditions have been met. Payouts are available only upon request and are subject to review and approval by FundedNext.
- The Enterprise Solution affiliate's eligibility for the incentives will be based on FundedNext's evaluation of their track record or performance, as determined by mutual discussion.
- Each month, affiliates will have the opportunity to win one gift account based on the total number of successful referrals made within that calendar month. The referral count will be based on the total number of successful referrals made until the last day of the calendar month, and the count for the gift account will reset at the beginning of each calendar month. The gift account is transferable.
- Affiliate commission can be requested for withdrawal on a bi-weekly basis by Rising Star affiliates, a weekly basis by Pro affiliates, and anytime by Champion affiliates.
- FundedNext reserves the right to modify or change the terms and conditions at any given time, and it is the affiliate's responsibility to review the terms and conditions regularly to remain informed of any changes.
- FundedNext reserves the right to withhold payments for any affiliate who violates their terms and conditions or engages in fraudulent activity.
- Affiliates are strictly prohibited from offering or conducting any form of account management services, or any paid services under the name or on behalf of

FundedNext. Violation of this provision will result in immediate and permanent termination of the affiliate's relationship with FundedNext.

## Summary

The certification report on FundedNext, established in March 2022 in Ajman, UAE, under CEO Abdullah Jayed, outlines various trading programs with specific conditions for investors. These include the Evaluation challenge, requiring two phases to earn a funded account, and Express and Stellar programs, each with unique profit goals and drawdown limits. Investors can opt for swap-free accounts or a 95% profit split at additional costs.

Key features include varied trading rules for significant events, robot usage, and weekend cryptocurrency trades. The terms and conditions, alongside the managed account agreement, highlight FundedNext's broad discretion in trading practices and limited liability, which potential users should consider. Trustpilot reviews on withdrawal processes are mixed.

FundedNext offers robust customer support and an extensive FAQ section. The website is user-friendly and provides educational materials. The company is active on social media, offering diverse content and engages users with trading competitions and an affiliate program.

## Sources

The data for this report was collected between **08.2023 - 12.2023** from the following sources:

**FundedNext official web-site** - <https://fundednext.com>

**FundedNext Client Area** - <https://app.fundednext.com>

**FundedNext Trustpilot page** - <https://www.trustpilot.com/review/fundednext.com>