

Certification report:

FTMO

Props you trust.
fxprop

Our team of professionals has taken care of everything on your behalf! We have thoroughly assessed The Funded Trader using FXProp's distinctive approach, thoroughly examined over 500 factors, and personally tested the broker's services by actually funding an account.

Table of content

Table of content	2
Abstract of the Certification Report of FTMO	4
Introduction	5
Challenge Types	7
FTMO Challenge	8
Challenge assessment	8
Challenge special rules Assessment	9
Extra Extraordinary Rules	10
Terms & Conditions	10
Funded Account agreement	11
Prohibited strategies	13
Verification process	13
Scaling plan	15
Pricing	16
Available Assets	17
Currency Pairs	17
Forex	17
Exotics	18
Precious Metals	19
Metals CFD	19
Cryptocurrencies	20
Crypto CFD	20
Others	21
Futures CFD	21
Equites CFD	21
Trading	23
Server Provider	23
Platforms	27
Leverage	27
Spread	28
Methodology	32
Deposits and Withdrawals	33
Deposits	33
Withdrawals	34
Reviews on Withdrawals	35
Support	37
FTMO Support Performance Evaluation	38
Email Support	38
Chat Support	38
Access to Knowledge	40
Educational Materials	40
Extra	41
Web Platform Assessment	41
Design and Usability	42

Account Purchase Process	43
Opening an Account	43
Social media and Communication	49
Additional Tools/Features	50
Free Trial	50
Account MetriX	50
Trading Journal	54
Economic Calendar	56
Trader's Analysis	57
Statistical App	59
Margin Calculator	61
Pip Calculator	62
Symbols & Updates	63
Mentor App	65
Equity Simulator	67
Timezone Converter	69
Additional	70
Client Reviews Summary	70
Promotions and Discounts	71
Premium Program For Traders	71
Affiliations	74
Summary	75
Sources	76

Abstract of the Certification Report of FTMO

The FTMO trading platform offers the **challenge**, which allows for a maximum funding limit of **400,000 USD**. Within this challenge, participants are required to achieve a **10%** profit in the first phase and **5%** in the second phase, with the total drawdown not exceeding **10%**. During the challenge, the use of trading robots and cryptocurrency trading is permitted.

In terms of scaling, FTMO has implemented a plan executed in **four-month cycles**, requiring traders to achieve a specified net profit and make **at least two withdrawals**. The platform utilizes its own broker and MT4 servers, offering traders a wide range of assets including currency pairs, precious metals, cryptocurrencies, and CFD contracts. Four trading platforms are available: **MT4, MT5, DXtrade, and cTrader**.

The deposit and withdrawal processes on the platform generally receive positive reviews.

Additionally, FTMO offers customer support via **email, chat, WhatsApp, and telephone**, as well as access to extensive educational materials and trading tools. The overall customer satisfaction with FTMO's services is high, as evidenced by an average rating of **4.8** out of 5 on Trustpilot.

Overall, FTMO is perceived as a platform offering efficient payout processes, responsive customer support, and favorable trading conditions. The platform actively communicates through social media, regularly posting content on **Facebook, Twitter, Instagram, YouTube, TikTok, and Discord**.

The platform also stands out for its advanced tools and features available to traders. Among them are **Account MetriX**, which enables tracking progress in trading challenges, and Trading Journal, which assists in documenting and analyzing trading activity. **Economic Calendar, Trader's Analysis, Statistical App, Margin Calculator, Pip Calculator, and Symbols & Updates** are other tools provided by FTMO. Additionally, the Mentor App supports traders in pursuing trading discipline, and the Equity Simulator allows for testing various trading strategies. The

Introduction

Company Profile: FTMO (FTMO Evaluation Global s.r.o., FTMO Evaluation US s.r.o.)

Incorporation Details:

Date of Incorporation: The project FTMO.com, initially named Ziskejucet.cz, was conceived in 2014. The international version of the project, known as FTMO.com, was launched in May 2017.

Type: Proprietary Firm

Location of Operations: Purkyňova 2121/3, Nové Město, 110 00 Prague, Czech Republic

Company Info:

Trading Company: FTMO Evaluation Global s.r.o.

Date of creation and registration: June 2, 2020

File number: C 332660 held at the Municipal Court in Prague

Residence: Purkyňova 2121/3, Nové Město, 110 00 Prague 1

Identification number: 09213651

Legal form: Limited liability company

Scope of business: Production, trade and services not listed in Appendices 1 to 3 of the Trade Act

Statutory authority:

executive: OTAKAR ŠUFFNER

executive: MAREK VAŠÍČEK

Trading Company: FTMO Evaluation US s.r.o.

Date of creation and registration: June 2, 2020

File number: C 332661 held at the Municipal Court in Prague

Residence: Purkyňova 2121/3, Nové Město, 110 00 Prague 1

Identification number: 09213741

Legal form: Limited liability company

Scope of business: Production, trade and services not listed in Appendices 1 to 3 of the Trade Act

Statutory authority:

executive: OTAKAR ŠUFFNER

executive: MAREK VAŠÍČEK

Restricted countries:

Iran, Syria, Myanmar, North Korea, India, Russia, Belarus, Indonesia and USA

CEO of FTMO Funding:

Otakar Suffner, serving as the CEO and co-founder of FTMO, has played a pivotal role in shaping the company's vision and strategic direction. His leadership has been instrumental in establishing FTMO as a leading firm in the Forex trading industry.

Challenge Types

FTMO presents the **challenge**, offering investors the opportunity to acquire a funded account. Accounts are available in seven different currencies, with a maximum funding limit of 400,000 USD. In the first phase of the challenge, the goal is to achieve a 10% profit without a set timeframe, while maintaining a daily drawdown of 5% and a total drawdown of 10%. The second phase requires achieving a 5% profit, with the same drawdown limitations.

Upon successful completion of both phases, participants receive a fee refund and a profit split of **80/20**. The challenge allows for trading using **robots** and **cryptocurrencies** on **weekends** and offers a **Swing account** option.

The FTMO scaling plan motivates traders for long-term success, requiring a net profit of **10%** and conducting two **withdrawals** within a **four-month cycle**. Participants can achieve a higher profit split, **even up to 90/10**, depending on their progress in scaling.

FTMO Challenge

Challenge assessment

The FTMO Challenge requires completing **two phases** to receive a funded account. When purchasing an account, you can select from seven currencies: USD, GBP, EUR, CZK, CAD, AUD, and CHF. The **available account sizes** are:

- 10 000\$, 25 000\$, 50 000\$, 100 000\$, 200 000\$
- 10 000£, 20 000£, 35 000£, 72 000£, 140 000£
- 10 000€, 20 000€, 40 000€, 80 000€, 160 000€
- 250 000 CZK, 500 000 CZK, 1 000 000 CZK, 2 000 000 CZK, 4 000 000 CZK
- 15 000 CAD, 30 000 CAD, 60 000 CAD, 120 000 CAD, 240 000 CAD
- 15 000 AUD, 30 000 AUD, 65 000 AUD, 130 000 AUD, 260 000 AUD
- 10 000 CHF, 20 000 CHF, 40 000 CHF, 80 000 CHF, 160 000 CHF

The total amount of funds available to an investor cannot exceed \$400,000. This means that an investor can have, for example, two accounts of \$200,000 each.

First Phase Goals/Conditions:

- Achieve a 10% profit without set time frames
- Daily Drawdown up to 5% of the current account balance
- Overall Drawdown up to 10% of the initial account balance
- Minimum number of trading days: 4

Second Phase Goals/Conditions:

- Achieve a 5% profit without set time frames
- Daily Drawdown up to 5% of the current account balance
- Overall Drawdown up to 10% of the initial account balance
- Minimum number of trading days: 4

Funded Account Goals/Conditions:

- No specified profitability goals
- Daily Drawdown up to 5% of the current account balance
- Overall Drawdown up to 10% of the initial account balance
- No minimum number of trading days

Upon completing this phase, the investor receives a **100% Refundable Fee**. The first payout can be processed 30 days after the first trade, but the investor has the option to request a payout on demand after 14 days from the first trade at the FTMO Trader stage. The Profit Split is 80/20, meaning the investor receives 80% of the profit generated.

✔ **Conditions:** Profit Split up to 90/10


✘ **Phase 1, Phase 2:** Minimum number of trading days: 4

✔ **Conditions:** Allowing the use of trading robots and cryptocurrency trading on weekends.

✔ **Maximum sum of funds:** Up to \$400,000 in total.

Challenge special rules Assessment

FTMO prop-trading platform **allows** investors to:



Use robots for conducting transactions



Trade cryptocurrencies **during weekends**

User also have an option to choose a Swing account when purchasing a Normal account, reducing leverage from 1:100 to 1:30, and includes the following features:



Trading during **significant economic events**



Leaving open positions **overnight and during weekends**

It is important to note that FTMO does not guarantee low spreads during significant economic news releases or when positions are held overnight. In such cases, traders who decide to maintain positions must bear the consequences of their decisions.

Extra Extraordinary Rules

Terms & Conditions

After analyzing the Terms of Use of The Funded Trader, here are five particularly concerning aspects:

Binding Arbitration Agreement

This section significantly limits users' legal recourse options. Users are required to resolve disputes through arbitration rather than in court, and they waive their rights to participate in class action lawsuits or have disputes decided by a judge or jury. This could disadvantage users by restricting their ability to seek legal remedies in more traditional and potentially more favorable judicial settings.

Reference:

"In the event the parties are not able to resolve any dispute, claim or controversy, between them arising out of or concerning these Terms or any provisions hereof, or other agreements on the Site, other agreements between us, or the breach, termination, enforcement, interpretation or validity thereof, including the determination of the scope or applicability of this agreement to arbitrate, then such dispute shall be resolved only by either: (i) final and binding arbitration pursuant to the Federal Arbitration Act, conducted by a single neutral arbitrator and administered by the JAMS Comprehensive Arbitration Rules and Procedures..."

Account Responsibility and Password Restrictions

Users are held responsible for all activities under their account. Specifically, for evaluation programs, changing the password of the demo account is considered a breach of terms. This clause places a high level of responsibility on users to secure their accounts and adhere strictly to account management rules.

Reference:

"For any evaluation programs that a user is provided through this Site, under no circumstances may the user change the password to the demo simulated trading account. Any change of the password constitutes a breach of these Terms and The Funded Trader will consider and treat such user's evaluation as having failed."

Intellectual Property and Usage Restrictions

The terms grant only a limited license to access and use the site content, prohibiting users from modifying, publishing, or creating derivative works. This restricts users' ability to leverage content from the site beyond personal, non-commercial use, protecting The Funded Trader's intellectual property but potentially limiting users' flexibility and usage of the platform's resources.

Reference:

"You are granted a non-exclusive, non-transferable, revocable license to access and use thefundedtraderprogram.com strictly in accordance with these Terms. As a condition of your

use of the Site, you warrant to The Funded Trader that you will not use the Site for any purpose that is unlawful or prohibited by these Terms or any applicable law, regulation or requirement to which The Funded Trader or you is or may be subject."

Indemnification Clause

Users are required to indemnify The Funded Trader against any losses or damages arising from their use of the site, violations of the terms, or any laws. This clause can place a significant financial and legal burden on users, as they would be responsible for covering legal costs and damages if they inadvertently violate the terms or applicable laws.

Reference:

"You agree to indemnify, defend and hold harmless The Funded Trader, its officers, directors, employees, agents and third parties, for any losses, costs, liabilities and expenses (including reasonable attorney's fees) relating to or arising out of your use of or inability to use the Site or services, any user postings made by you, your violation of these Terms or your violation of any rights of a third party or any applicable laws, regulations or requirements."

Liability Disclaimer and Limitation of Liability

The Funded Trader disclaims all warranties to the maximum extent permitted by law and limits its liability for any damages incurred by users. This means that users might not have any recourse for issues like service outages, data loss, or other problems encountered while using the site.

Reference:

"To the maximum extent permitted by applicable law, in no event will the funded trader llc and/or its suppliers be liable for any direct, indirect, punitive, incidental, special, consequential damages or any damages whatsoever including, without limitation, damages for loss of use, data or profits, arising out of or in any way connected with the use or performance of the site..."

Funded Account agreement

Analyzing the provided FTMO Account Agreement, the following parts may appear potentially concerning to users:

Restrictive Trading Conditions

Clause 5.2: "The Customer is obligated to comply with the following parameters in the course of the demo trading under this Agreement for the applicable trading options: [detailed descriptions of the parameters in sub-clauses 5.2.1 to 5.2.4]."

The agreement imposes very specific and restrictive trading parameters, like maximum daily loss limits and minimum account balance requirements. These conditions might be seen as overly strict and potentially limiting for traders' strategies and flexibility.

Forbidden Trading Practices

Clause 5.3: "DURING THE DEMO TRADING, IT IS PROHIBITED TO: [list of prohibited practices in sub-clauses 5.3.1(a) to 5.3.1(g)]."

The agreement lists a comprehensive set of trading practices that are prohibited. Some users might find these restrictions too extensive, potentially hindering their trading strategies. The list includes not using errors in the services, not performing trades using an external or slow data feed, and not engaging in manipulative trades.

Use of Demo Trade Data

Clause 6.1: "The Customer acknowledges that FTMO Trading has access to information about the demo trades that the Customer performs through the Trading Platform. The Customer grants FTMO Trading a consent to share this information with persons/entities that are members of the same group as FTMO Trading or are otherwise related to it and grant the FTMO Trading and those persons consent and authorisation to freely use this information, including, but not limited to, trade all or some of the demo trades in real financial markets or use them in any other manner."

The agreement states that FTMO Trading has access to information about the user's demo trades and can share this information with related entities. They can use this data in real financial markets without any further consent or compensation to the user. This might raise concerns about privacy and the potential use of one's trading strategies by others.

Reward and Payout Conditions

Clauses 7.1 to 7.8: "The Customer's entitlement to the Reward and its amount will depend exclusively on the results of the Customer's demo trading and fulfillment of the parameters set by FTMO Trading for its payment. [followed by detailed conditions and examples in sub-clauses 7.1 to 7.8]."

The conditions for receiving a financial reward are based on the results of demo trading and meeting specific parameters. However, the agreement details a complex mechanism for calculating rewards and issuing payouts, which might be confusing or appear unfair to some users.

Termination and Loss of Reward

Clauses 12.4 and 12.5: "The Customer is not entitled to the Reward or a proportional part thereof, if the Agreement is terminated hereunder due to a failure to comply with Clause 5.2.1., except for when such failure occurs for the first time on any of Customer's FTMO Accounts with FTMO Trading."

"Furthermore, the Customer is not entitled to the Reward or a proportional part thereof in cases where FTMO Trading terminates this Agreement for any of the following reasons: [detailed reasons in sub-clauses 12.5.1 and 12.5.2]."

The agreement stipulates that the user is not entitled to any reward if they fail to comply with certain parameters or if FTMO Trading terminates the agreement for reasons such as misrepresentation or breach of the agreement. This might be viewed as harsh, especially if users feel they have little control over these circumstances.

Prohibited strategies

Upon contacting the Support team for clarification on **trading strategy restrictions**, we received verification that all prohibited strategies are explicitly listed in the dedicated FAQ article. The **prohibited strategies** are:

- **Grid Trading:** A strategy involving placing buy or sell orders at set intervals around a set price.
- **Account Sharing or Account Sale:** Distributing or selling account access to others.
- **Martingale Trading:** A strategy based on doubling the bet after each loss in anticipation of an eventual win.
- **High-Frequency Trading (HFT):** Implementing algorithms and high-speed data networks to rapidly execute trades.
- **Trading in US-Sanctioned Countries:** Engaging in trading activities in countries under US sanctions.
- **Collusion Between Users:** Coordinating strategies or sharing information with other traders to gain unfair advantages.
- **Hedging or Group Hedging Across Multiple Accounts:** Opening opposing trades in the same or different accounts to eliminate risk.
- **Use of a Delayed Data Feed:** Trading based on outdated market data.
- **Trading on Delayed Charts:** Utilizing charts that do not reflect real-time market conditions.
- **Use of guarantee of compliance with limit orders:** Including guaranteed execution of take profit and stop loss orders.

Verification process

Achievement of the Trading Objectives enables access to the **FTMO Identity** section within the user's Client Area. This is a prerequisite step before the submission of identification documents. The process diverges based on the categorization of the user's identity:

For Natural Persons: A **KYC** (Know Your Customer) verification process is required. Necessary documents include a government-issued identification displaying nationality and a valid proof of address.

For Entrepreneurs: The **KYB** (Know Your Business) verification process is applicable. Required documents are a government-issued ID showing nationality, proof of entrepreneurial registration, and proof of address.

For Companies: Under the **KYB** verification process, companies must submit a government-issued ID and proof of address for the company representative, legal existence documentation for the company, and the company's proof of address.

Submitted information and documentation undergo a compliance review by the FTMO compliance team. The review process typically takes less than one business day for individuals and up to three business days for companies.

Following successful **KYC** or **KYB** verification, users are granted access to the **FTMO Account Agreement** for review and signing. This step is facilitated through the Client Area under the section FTMO Traders – Contracts. Users can utilize their verified **FTMO Identity** for efficient completion of the agreement process.

Scaling plan

On the FTMO platform, the account scaling process is conducted in **four-month cycles**. **For an investor to qualify for a capital increase, a minimum net profit of 10% must be generated over four consecutive months. This translates to an average of at least 2.5% net profit per month for a standard account.** During this period, the trader is required to make a minimum of two withdrawals. It is crucial that the trader's account balance at the end of the scaling period is higher than the initial balance. The qualification mechanism is automated, and progress and requirements are communicated at each Profit Split. If the criteria are met, the investor has the opportunity to confirm their desire for capital increase during the withdrawal process. An account with additional capital is automatically allocated for the next trading period.

It should be noted that during the scaling process, the basis for calculating loss limits is adjusted, but the methodology for calculating these limits remains unchanged. After another four-month period, provided the trader meets the account growth conditions and makes at least two withdrawals, they are entitled to a further 25% increase of the initial FTMO account balance in demo capital. **The process of increasing demo capital is limited to \$2 million per trader.**

Traders participating in FTMO's scaling plan achieve elevated profit split ratios up to 90/10. The benefit of higher Profit Split ratios applies to newly increased accounts, not to accounts that have been merged with previously increased accounts. If there is an intention to merge an account that has not been previously increased with an already increased account, the profit split ratios change to 80/20.

Elapsed time	Initial balance	Maximum daily loss	Maximum loss
0 months	400 000\$	20 000\$	40 000\$
4 months	500 000\$	25 000\$	50 000\$
8 months	600 000\$	30 000\$	60 000\$
12 months	700 000\$	35 000\$	70 000\$
16 months	800 000\$	40 000\$	80 000\$

The table presents a sample scaling plan for an FTMO Funded stage account with a size of \$400,000

Pricing

Comparison of Direct Challenge Costs

We compare the direct costs of participating in the challenge offered by FTMO - Evaluation Challenge with the average market costs. This analysis enables understanding of how FTMO fares against its competitors in terms of pricing. The costs for the challenge at FTMO for the Evaluation Challenge are above the market average.

Challenge Size	Market Average Price	Challenge Price	Difference
10 000\$	108\$	155\$*	+47\$
25 000\$	209\$	250\$*	+41\$
50 000\$	310\$	345\$*	+35\$
100 000\$	515\$	540\$*	+25\$
200 000\$	969\$	1 080\$*	+111\$

The table shows a comparison of the average market price for the challenge to the price at FTMO.

*The price includes a discount available on [fxprop.com](https://www.fxprop.com).

Comparison of Costs Relative to Drawdown

It is important to note that the size of drawdown has a significant impact on what we actually receive for the money spent. The Evaluation Challenge has a drawdown at the level of 10%. Therefore, we additionally compare how much drawdown we receive in relation to the dollar spent.

Challenge Size	Market Average Price [Drawdown \$ / \$]	Challenge Price [Drawdown \$ / \$]	Difference [Drawdown \$ / \$]
10 000\$	8,6	6,5	-2,1
25 000\$	11,4	10,0	-1,4
50 000\$	15,4	14,5	-0,9
100 000\$	18,5	18,5	0
200 000\$	20,4	18,5	-1,9

The table shows a comparison of the costs for the challenge in terms of drawdown size relative to the dollar paid.

Evaluation of the Cost-Effectiveness of the FTMO Account Challenge

Based on the above data, as well as algorithms we have developed, we assess the cost-effectiveness of purchasing the Evaluation Challenge as **poor** compared to the market average. It is worth noting that the price for the challenge of \$100,000 is close to the average.

Available Assets

Currency Pairs

Forex

	Mon-Fri	Sat	Sun	Commission	Lot size
AUD/CAD	00:05-23:55	CLOSED	CLOSED	3	100000
AUD/CHF	00:05-23:55	CLOSED	CLOSED	3	100000
AUD/JPY	00:05-23:55	CLOSED	CLOSED	3	100000
AUD/NZD	00:05-23:55	CLOSED	CLOSED	3	100000
AUD/USD	00:05-23:55	CLOSED	CLOSED	3	100000
CAD/CHF	00:05-23:55	CLOSED	CLOSED	3	100000
CAD/JPY	00:05-23:55	CLOSED	CLOSED	3	100000
CHF/JPY	00:05-23:55	CLOSED	CLOSED	3	100000
EUR/AUD	00:05-23:55	CLOSED	CLOSED	3	100000
EUR/CAD	00:05-23:55	CLOSED	CLOSED	3	100000
GBP/CHF	00:05-23:55	CLOSED	CLOSED	3	100000
GBP/JPY	00:05-23:55	CLOSED	CLOSED	3	100000
GBP/NZD	00:05-23:55	CLOSED	CLOSED	3	100000
GBP/USD	00:05-23:55	CLOSED	CLOSED	3	100000
NZD/CAD	00:05-23:55	CLOSED	CLOSED	3	100000
NZD/CHF	00:05-23:55	CLOSED	CLOSED	3	100000
NZD/JPY	00:05-23:55	CLOSED	CLOSED	3	100000
NZD/USD	00:05-23:55	CLOSED	CLOSED	3	100000
USD/CAD	00:05-23:55	CLOSED	CLOSED	3	100000
USD/CHF	00:05-23:55	CLOSED	CLOSED	3	100000
EUR/CHF	00:05-23:55	CLOSED	CLOSED	3	100000
EUR/GBP	00:05-23:55	CLOSED	CLOSED	3	100000
EUR/JPY	00:05-23:55	CLOSED	CLOSED	3	100000

	Mon-Fri	Sat	Sun	Commission	Lot size
EUR/NZD	00:05-23:55	CLOSED	CLOSED	3	100000
EUR/USD	00:05-23:55	CLOSED	CLOSED	3	100000
GBP/AUD	00:05-23:55	CLOSED	CLOSED	3	100000
GBP/CAD	00:05-23:55	CLOSED	CLOSED	3	100000
USD/JPY	00:05-23:55	CLOSED	CLOSED	3	100000

This table shows currency pairs available for trade as well as their specifications

Exotics

	Mon-Fri	Sat	Sun	Commission	Lot size
EUR/CZK	00:05-23:55	CLOSED	CLOSED	3	100000
EUR/HUF	00:05-23:55	CLOSED	CLOSED	3	100000
EUR/NOK	00:05-23:55	CLOSED	CLOSED	3	100000
EUR/PLN	00:05-23:55	CLOSED	CLOSED	3	100000
USD/CZK	00:05-23:55	CLOSED	CLOSED	3	100000
USD/HKD	00:05-23:55	CLOSED	CLOSED	3	100000
USD/HUF	00:05-23:55	CLOSED	CLOSED	3	100000
USD/ILS	00:05-23:55	CLOSED	CLOSED	3	100000
USD/MXN	00:05-23:55	CLOSED	CLOSED	3	100000
USD/NOK	00:05-23:55	CLOSED	CLOSED	3	100000
USD/PLN	00:05-23:55	CLOSED	CLOSED	3	100000
USD/RUB	00:05-23:55	CLOSED	CLOSED	3	100000
USD/ZAR	00:05-23:55	CLOSED	CLOSED	3	100000
USD/SEK	00:05-23:55	CLOSED	CLOSED	3	100000
USD/TRY	00:05-23:55	CLOSED	CLOSED	3	100000

This table shows exotic currency pairs available for trade as well as their specifications

Precious Metals

Metals CFD

	Mon-Fri	Sat	Sun	Commission	Lot size
XAG/USD	01:05-23:50	CLOSED	CLOSED	0.0010	5000
XAG/EUR	01:05-23:50	CLOSED	CLOSED	0.0010	5000
XAG/AUD	01:05-23:50	CLOSED	CLOSED	0.0010	5000
XAU/USD	01:05-23:50	CLOSED	CLOSED	0.0010	100
XAU/EUR	01:05-23:50	CLOSED	CLOSED	0.0010	100
XAU/AUD	01:05-23:50	CLOSED	CLOSED	0.0010	100
XPD/USD	01:05-23:50	CLOSED	CLOSED	0.0010	1
XPT/USD	01:05-23:50	CLOSED	CLOSED	0.0010	1

This table shows precious metals available for trade as well as their specifications

Cryptocurrencies

Crypto CFD

	Mon-Fri	Sat	Sun	Commission	Lot size
BTC/USD	00:05 - 23:55	00:05 - 23:55	01:05 - 23:55	0	1
DASH/USD	00:05 - 23:55	00:05 - 23:55	01:05 - 23:55	0	1
ETH/USD	00:05 - 23:55	00:05 - 23:55	01:05 - 23:55	0	1
LTC/USD	00:05 - 23:55	00:05 - 23:55	01:05 - 23:55	0	1
XRP/USD	00:05 - 23:55	00:05 - 23:55	01:05 - 23:55	0	100
XMR/USD	00:05 - 23:55	00:05 - 23:55	00:05 - 23:55, 01:05-23:55	0	1
NEO/USD	00:05 - 23:55	00:05 - 23:55	00:05 - 23:55, 01:05-23:55	0	1
ADA/USD	00:00-23:55	00:05 - 23:55	00:05 - 23:55, 01:05-23:55	0	100
DOGE/USD	16:30 - 21:20, 00:05 - 23:55	00:05 - 23:55	00:05 - 23:55, 01:05 - 23:55	0	1000

This table shows Cryptocurrencies available for trade as well as their specifications

Others

Futures CFD

	Mon-Fri	Sat	Sun	Commission	Lot size
NATGAS.f	01:05-23:50	CLOSED	CLOSED	0	1000
DX.f	03:05-23:50	CLOSED	CLOSED	0	100
ERBN.f	09:05 - 22:55	CLOSED	CLOSED	0	100
USTN10.f	00:05 - 01:00, 02:00 - 23:50	CLOSED	CLOSED	0	100

This table shows futures available for trade as well as their specifications

Equites CFD

	Mon-Fri	Sat	Sun	Commission	Lot size
AAPL	16:30 - 23:00	CLOSED	CLOSED	0.0040	1
AIRF	10:00 - 18:30	CLOSED	CLOSED	0.0040	1
ALVG	10:00 - 18:30	CLOSED	CLOSED	0.0040	1
AMZN	16:30 - 23:00	CLOSED	CLOSED	0.0040	1
BABA	16:30 - 23:00	CLOSED	CLOSED	0.0040	1
BAC	16:30 - 23:00	CLOSED	CLOSED	0.0040	1
BAYGn	10:00 - 18:30	CLOSED	CLOSED	0.0040	1
DBKGn	10:00 - 18:30	CLOSED	CLOSED	0.0040	1
META	16:30 - 23:00	CLOSED	CLOSED	0.0040	1
GOOG	16:30 - 23:00	CLOSED	CLOSED	0.0040	1
IBE	10:00 - 18:30	CLOSED	CLOSED	0.0040	1
LVMH	10:00 - 18:30	CLOSED	CLOSED	0.0040	1
MSFT	16:30 - 23:00	CLOSED	CLOSED	0.0040	1
NFLX	16:30 - 23:00	CLOSED	CLOSED	0.0040	1
NVDA	16:30 - 23:00	CLOSED	CLOSED	0.0040	1
PFE	16:30 - 23:00	CLOSED	CLOSED	0.0040	1
RACE	16:30 - 23:00	CLOSED	CLOSED	0.0040	1
T	16:30 - 23:00	CLOSED	CLOSED	0.0040	1

	Mon-Fri	Sat	Sun	Commission	Lot size
TSLA	16:30 - 23:00	CLOSED	CLOSED	0.0040	1
V	16:30 - 23:00	CLOSED	CLOSED	0.0040	1
VOWG_p	10:00 - 18:30	CLOSED	CLOSED	0.0040	1
WMT	16:30 - 23:00	CLOSED	CLOSED	0.0040	1
ZM	16:30 - 23:00	CLOSED	CLOSED	0.0040	1

This table shows equities available for trade as well as their specifications

Trading

Server Provider

FTMO operates with its proprietary broker and maintains its own MT4 servers. Users logging into the platform encounter specific servers like 'FTMO-Server2' or 'FTMO-Demo.' FTMO does not disclose comprehensive details about its liquidity providers but assures collaboration only with well-regarded entities.

Utilizing proprietary servers and brokers, as done by prop trading firms like FTMO, presents a mix of advantages and risks. Key benefits include potentially minimal position fees and enhanced server stability, as these servers cater exclusively to the company's own trading clientele. Nonetheless, the ownership of proprietary servers can also increase the risks of price manipulation or delays, a concern highlighted by the MyForexFunds incident.

Due to the unavailability of direct reviews about FTMO's liquidity providers, our analysis focused on FTMO's Trustpilot reviews, particularly regarding payouts. Based on this Trustpilot feedback, the consensus among users is largely positive concerning payouts, with only a few instances of negative remarks related to this aspect. However, there is a notable presence of negative reviews addressing issues of price manipulation. Here are some **examples of reviews** on this matter:



Example of an opinion about the FTMO liquidity provider #1

AB **Abdiwali**
1 review SO

Verified May 3, 2023

Payout

Based on my own experience about payout time, I have big respect for your employees who make endless efforts. I will be with as long as you are on air.

Date of experience: May 02, 2023

Useful Share

Example of an opinion about the FTMO liquidity provider #2

AN **Andrea**
3 reviews LU

Jun 6, 2023

SCAM. PONZI.

It's a scam. When you ask for big size payout they ban you. Ponzi scheme, no real money behind it. Stay away.

Date of experience: June 01, 2023

Useful 2 Share

Example of an opinion about the FTMO liquidity provider #3

JA **James**
1 review ZA

Nov 17, 2023


Great customer service


Great customer service , services are timely payouts are payed on time and you feel a real emphasis on trader development with the apps and services they provide to their trader 10/10 would recommend to anybody


Date of experience: November 16, 2023

Useful Share

Example of an opinion about the FTMO liquidity provider #4






Mario Ekart
1 review  EE

 Nov 20, 2023

So easy to set up
So easy to set up, excellent customer service. Rapid quick payout on profit split. Not a single bad word. Just started new challenge. Life changing

Date of experience: November 13, 2023

 Useful  Share 

Example of an opinion about the FTMO liquidity provider #5

**Gee Kevin**

8 reviews GB



Verified

Updated Nov 21, 2022

Ponzi scheme scam

First of all, I'd like to state me credentials.

I've beaten the FTMO alleged leaderboard several times with just a free trial in a few days (I have verifiable screenshot and recordings). All leaderboards and the 200k leaderboard but my experience with them on my challenge and verification was a different matter all together.

Although I passed the challenge, I noticed some very strange activities on several pairs on the trader mobile platform. Despite their best efforts, I wasn't stopped out but it did affect my daily and overall drawdown levels. I honestly couldn't believe my eyes.

I made a note of this and stated my concern. Initially they were empathic but this soon stopped once I gave them concrete evidence of their deception.

During my verification, I noticed their market conditions and pair prices were very different to some of my other brokers and the real market conditions. Not spreads (which are outrageous at times) the actual price feed so I took screenshots for comparisons, forwarded them on and was ignored. Then conveniently and predictably, I was stopped out of trades.

Their business model is obviously robbing Peter to pay Paul to create the illusion of a reputable prop firm.

The few get paid, while the vast majority lose and their fees are used to pay the traders they see fit to create the illusion and continue this fiasco. They've even won awards for it!

These are dark times, ladies and gentlemen. Get educated and protect yourselves!

I literally picked the bottom of one index but their counterfeit bottom was deeper.

My earning potential is a serious threat to their scam business model, as mentioned I literally pick bottoms (I've also picked all time highs) and my trades have a very low risk to reward ratio, this compounded at the right time with their floating daily loss is a potential disaster for them.

Also, I experienced not being able to log on to their trader mobile platform to manage my positions at very important key times. Everything was conveniently frozen (I've used this platform for many years and haven't had an issue with other brokers).

I seriously can't believe they are still in business and have amassed all these questionable reviews but there is a lot in today's world that I can't believe.

After I exposed the scam, they didn't even bother with my account analytics as they usually do.

Outrageous con.

You've been warned.

Example of an opinion about the FTMO liquidity provider #6

Platforms

FTMO offers a choice of 4 trading platforms. The most popular are MT4 and MT5, as well as DXtrade and cTrader. Everyone can choose the most comfortable conditions for trading in the financial markets.



Leverage

The company FTMO allows traders to use leverage for trading with all instruments.

	Normal	Swing
Forex	1:100	1:30
Metals	1:50	1:15
Indices	1:50	1:15
Commodities	1:3.3	1:1
Crypto	1:3.3	1:1
Stocks	1:3.3	1:1

This table shows leverage of the instruments

Spread

Instrument	Morning Avg	Afternoon Avg	Evening Avg	Daily Avg
EURCHF	5,0	9,7	7,3	7,3
NZDUSD	8,3	8,7	7,3	8,1
GBPUSD	5,7	5,7	3,0	4,8
USDJPY	5,0	5,0	7,7	5,9
USDCHF	6,7	6,3	5,3	6,1
USDCAD	6,7	6,3	18,7	10,6
AUDUSD	4,0	5,3	3,7	4,3
EURUSD	2,7	2,3	3,0	2,7
EURJPY	11,0	10,0	8,3	9,8
EURGBP	6,3	5,7	8,3	6,8
GBPJPY	11,7	11,3	8,0	10,3
AUDCAD	10,0	10,7	8,3	9,7
AUDCHF	8,7	9,0	9,0	8,9
NZDJPY	13,3	13,0	13,7	13,3
NZDCHF	13,0	13,7	13,3	13,3
NZDCAD	14,7	16,3	14,0	15,0
GBPNZD	21,7	21,0	15,7	19,4
GBPCHF	13,7	13,0	7,3	11,3
GBPCAD	12,0	19,0	12,0	14,3
GBPAUD	19,7	22,0	16,3	19,3
EURNZD	25,3	24,0	20,3	23,2
EURCAD	15,7	15,3	14,0	15,0
EURAUD	13,7	13,3	11,3	12,8
AUDNZD	8,3	8,7	7,7	8,2
CADJPY	13,3	14,3	13,0	13,6
CADCHF	11,7	13,7	11,7	12,3
CHFJPY	15,3	19,7	16,0	17,0

Instrument	Morning Avg	Afternoon Avg	Evening Avg	Daily Avg
AUDJPY	8,7	10,3	8,3	9,1
USDHKD	24,7	26,0	25,7	25,4
USDZAR	238,7	308,0	197,3	248,0
EURRUB	90172,0	90532,0	90712,0	90472,0
USDNOK	137,3	136,0	216,7	163,3
USDTRY	142,0	223,3	204,7	190,0
USDSEK	93,7	152,7	226,0	157,4
USDPLN	156,0	79,3	179,0	138,1
EURPLN	151,3	70,3	168,3	130,0
EURNOK	130,7	179,0	226,0	178,6
USDMXN	708,3	762,0	614,0	694,8
EURHUF	129,7	250,0	181,7	187,1
EURCZK	77,3	96,7	24,7	66,2
USDLIS	11,3	27,7	57,0	32,0
USDHUF	78,0	245,3	233,7	185,7
USDCZK	53,3	59,0	8,0	40,1
USDRUB	14608,7	2168,7	1168,7	5982,0
XAUUSD	12,3	15,7	15,0	14,3
XAGUSD	13,7	15,0	15,0	14,6
XAGEUR	8,0	8,7	8,0	8,2
XAUAUD	30,3	41,3	35,0	35,6
XAGAUD	12,0	14,0	11,3	12,4
XAEUR	39,0	39,7	36,7	38,4
XPTUSD	168,7	162,7	157,0	162,8
XPDUSD	404,0	491,7	428,7	441,4
US100.cash	221,3	186,7	66,7	158,2
US500.cash	70,0	56,7	28,0	51,6

Instrument	Morning Avg	Afternoon Avg	Evening Avg	Daily Avg
UK100.cash	80,0	116,7	70,0	88,9
GER40.cash	80,0	276,7	80,0	145,6
U30.cash	153,3	160,0	130,0	147,8
US2000.cash	20,0	25,3	20,0	21,8
AUS200.cash	120,0	120,0	120,0	120,0
SPN35.cash	610,0	610,0	610,0	610,0
EU50.cash	150,0	150,0	150,0	150,0
FRA40.cash	80,0	290,0	80,0	150,0
HK50.cash	450,0	450,0	450,0	450,0
JP225.cash	600,0	600,0	600,0	600,0
UKOIL.cash	20,0	20,0	20,0	20,0
USOIL.cash	30,0	23,3	30,0	27,8
NATGAS.f	12,3	12,7	12,0	12,3
DX.f	40,0	100,0	100,0	80,0
USTN10.f	6,0	6,0	6,0	6,0
XMRUSD	220,0	220,0	220,0	220,0
ETHUSD	170,0	170,0	170,0	170,0
BTCUSD	1200,0	1200,0	1200,0	1200,0
DASHUSD	40,0	40,0	40,0	40,0
LTCUSD	17,0	17,0	17,3	17,1
NEOUSD	35,0	35,0	35,0	35,0
XRPUSD	200,0	200,0	200,0	200,0
DOGEUSD	19,7	20,0	20,0	19,9
ADAUSD	10,0	10,0	10,0	10,0
DOTUSD	15,7	20,0	20,0	18,6
WMT	21,0	17,0	5,7	14,6
AMZN	19,0	21,0	3,0	14,3

Instrument	Morning Avg	Afternoon Avg	Evening Avg	Daily Avg
ZM	23,0	21,0	4,3	16,1
AAPL	21,0	19,0	2,3	14,1
GOOG	20,0	18,0	2,3	13,4
NFLX	60,0	46,0	20,0	42,0
NVDA	74,0	62,0	8,0	48,0
PFE	8,0	8,0	2,0	6,0
TSLA	68,0	50,0	6,3	41,4
T	8,0	2,0	2,0	4,0
BAC	8,3	8,0	2,0	6,1
RACE	49,0	51,0	45,3	48,4
META	8,0	8,0	11,0	9,0
MSFT	47,0	49,0	6,3	34,1
BABA	19,0	21,0	2,0	14,0
V	44,0	42,0	6,3	30,8
ALVG	41,3	38,0	43,0	40,8
IBE	8,0	8,0	8,0	8,0
VOWG_p	17,7	19,0	17,0	17,9
DBKGn	8,7	8,0	8,0	8,2
BAYGn	8,0	8,0	8,0	8,0
AIRF	8,3	9,0	9,0	8,8
LVMH	43,0	43,0	43,0	43,0
COCAO.c	80,0	80,0	120,0	93,3
COFFEE.c	4,0	20,0	7,7	10,6
CORN.c	10,0	10,0	11,7	10,6
SOYBEAN.c	9,7	9,0	15,7	11,4
WHEAT.c	9,3	11,7	10,0	10,3

Methodology

The methodology for calculating the **average spread** at various times of the day involved taking three separate spread measurements at approximately 10-minute intervals. These measurements were conducted at specific times to represent morning, afternoon, and evening averages:

Morning Average

This average was calculated based on three spread measurements taken around 08:00 GMT, with each measurement approximately 10 minutes apart.

Afternoon Average

For the afternoon average, three spread measurements were similarly taken around 13:00 GMT, at roughly 10-minute intervals.

Evening Average

The evening average involved three spread measurements conducted around 18:00 GMT, also with approximately 10-minute intervals between each measurement.

The average for each of these time periods was calculated using the following formula:

$$\text{Average} = (\text{Measurement 1} + \text{Measurement 2} + \text{Measurement 3}) / 3$$

Subsequently, to determine the Daily Average spread, the averages obtained for the morning, afternoon, and evening were combined using a similar formula:

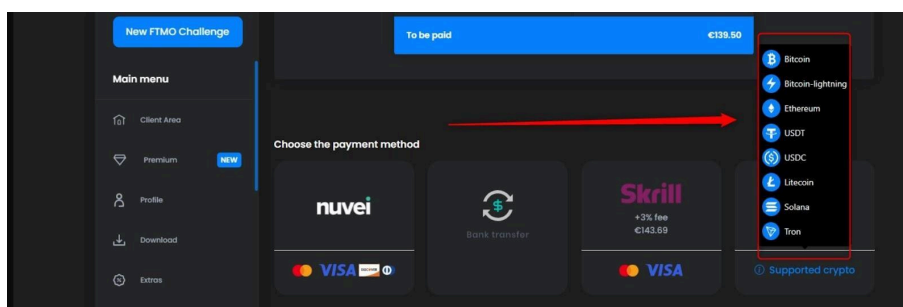
$$\text{Daily Average} = (\text{Morning Average} + \text{Afternoon Average} + \text{Evening Average}) / 3$$

Deposits and Withdrawals

Deposits

For the FTMO Challenge, you can pay via **bank transfer, debit/credit card, cryptocurrencies, or Skrill**. FTMO accepts **MasterCard, Visa, Discover, Diners Club International, and cryptocurrencies like Bitcoin (BTC), Ethereum (ETH), Litecoin (LTC), Solana (SOL), Tron (TRX), Tether (USDT), USD Coin (USDC)**.

Due to regulatory reasons, bank transfers are not available for payments/withdrawals in Venezuela, Cuba, Sudan, and Ukraine.



Cryptocurrencies accepted as payment methods in FTMO

Payment method	Transfer Time	Fee
Bank transfer	2-5 business days	Various
nuvei	Instant	Free
checkout.com	Instant	Free
Skrill	Instant	3%
CONFIRMO	Up to 24h	3%

Metody płatności dostępne na platformie FTMO

Withdrawals

Although FTMO Traders only trade with simulated capital, they are entitled to receive real money rewards if they can generate "profit" on the FTMO Account. This means that if they can trade simulated capital profitably, proving their skills, they will receive a reward.

Profit Split on the FTMO account by default occurs monthly, with the possibility of on-demand withdrawal after 14 calendar days from the first transaction on the account.

Provided that a certain profit from simulated trading is achieved on the FTMO account, the Profit Split Day can be changed up to 3 times for each payout, at any time in the period from 14 to 60 days from the start of trading. If the FTMO Trader does not change the Profit Split Day before the end of the one-month cycle, the Profit Split Day will be anchored on the last day of the Reference Period, with no further change possible in the current cycle. For example, if a trader starts trading on April 1st, the first Profit Split Day will be available on April 15th, and the latest Profit Split Day option will be available after 60 days, on May 31st.

Withdrawals are processed within 1-2 business days after invoice confirmation. FTMO offers fund withdrawals via bank transfers, Wire transfer, Skrill, or cryptocurrencies. It's worth noting that the types of cryptocurrencies in which we can make withdrawals slightly differ from those with which we can pay for accounts. Withdrawals are possible in the following cryptocurrencies: Bitcoin, Ethereum, Litecoin, Ripple, Bitcoin Cash, and Tether (USDT). The company does not charge any fees for withdrawals. Due to regulatory reasons, bank transfers are not available for payments/withdrawals in Venezuela, Cuba, Sudan, and Ukraine.

There's no minimum profit required to receive a profit split, it only needs to be enough to cover transaction fees. Due to imposed fees for withdrawal transfers, the minimum required closed profit is at least \$20 for bank transfers and \$50 for cryptocurrency withdrawals to cover transaction costs. Regardless of the amount of profit generated, you have the right to withdraw 80% of it. If you meet the conditions of our Scale-up Plan, not only will we increase your FTMO Account balance by 25%, but you will be entitled to a withdrawal of 90%.

If you prefer your profit share on the account to grow and accordingly increase the balance and payout buffer, you can do so. However, it should be noted that the 20% split (10% in the case of the Scale-up plan) will always be deducted.

Reviews on Withdrawals

FTMO has **very good reviews** regarding payments and withdrawals. Users note their quick processing. There are occasional individual dissatisfaction reviews.

Example reviews:

2 days ago

Very fast payment (for EU countries)

Very fast payment (for EU countries) and five star service. Always very transparent and fair in case there is some issue that needs to be addressed. I strong recommend and consider at this point the best prop firm in the market

Date of experience: November 06, 2023

Example of a review about payments and withdrawals on the FTMO Platform #1



✔ Verified

3 days ago

Very fast payouts, very good support, trustworthy company

I've got my first payouts/profit splits some days ago. This happened VERY fast, within less than 24 hours! I also received back the 2 challenge fees, also pretty fast, within 2 days. Apart from that I appreciate the fast and good support in the last 12-15 months, per email or per live chat (live chat: VERY fast support). FTMO has proved to me what I have researched and read/heard starting 1 1/2 years ago: FTMO is a serious trustworthy company. I have intended, and intend this further on, to work together with FTMO for a long time. Wolfram

Date of experience: November 01, 2023

Example of a review about payments and withdrawals on the FTMO Platform #2



✔ Verified

3 days ago

Very fast payouts, very good support, trustworthy company

I've got my first payouts/profit splits some days ago. This happened VERY fast, within less than 24 hours! I also received back the 2 challenge fees, also pretty fast, within 2 days. Apart from that I appreciate the fast and good support in the last 12-15 months, per email or per live chat (live chat: VERY fast support). FTMO has proved to me what I have researched and read/heard starting 1 1/2 years ago: FTMO is a serious trustworthy company. I have intended, and intend this further on, to work together with FTMO for a long time. Wolfram

Date of experience: November 01, 2023

Example of a review about payments and withdrawals on the FTMO Platform #3



Verified

Aug 6, 2023

FTMO Is amazing

The overall experience is great,

from the beginning to end, it feels too good to be true

But in the end when you get to the payout after the challenges you get payed, eventually FTMO really looking for traders that will make them money, they do make profit from the challenges, but on the other hand they make money on succesful traders as well and thats what makes them want you to succed and to me its enough to say that they honor their deeds, and there are no small words in the contract just to try and cheat you.

got my third payout today and Im happy that I found a place where I'm being valued by my results.

Thank you FTMO for this great opportunity,

you'll be a great factor for my success in the future

Date of experience: August 02, 2023

Example of a review about payments and withdrawals on the FTMO Platform #4



Jun 20, 2023

good prop firm

good prop firm, but payout slowly

Date of experience: June 19, 2023

Example of a review about payments and withdrawals on the FTMO Platform #5



Verified

May 3, 2023

Payout

Based on my own experience about payout time, I have big respect for your employees who make endless efforts. I will be with as long as you are on air.

Date of experience: May 02, 2023

Example of a review about payments and withdrawals on the FTMO Platform #6



Apr 5, 2023

Ftmo never miss a beat on everything...

Ftmo never miss a beat on everything they say they are,,, Fast payouts, great customer service, 1000% legit... Truly grateful for them. FTMO!!

Date of experience: April 04, 2023

Example of a review about payments and withdrawals on the FTMO Platform #7

Support

FTMO provides **24/7** customer support through **email, chat, and WhatsApp**. Telephone support is also available during specific hours. Below is a list of available channels:

- **Physical Office Address** - Quadrio Offices, Purkynova 2121/3, 110 00 Prague, Czech Republic.
- **Email ID** - support@ftmo.com
- **Chat** - Directly available from the site.
- **Phone calls** - 9 am – 5 pm CE(S)T, Monday to Friday, +44 20 3322 2983.

Customer service communicates in 16 languages: English, German, Spanish, Portuguese, French, Italian, Czech, Japanese, Filipino, Vietnamese, Serbian, Ukrainian, Turkish, Russian, Polish, Arabic.

FTMO users can also contact experts through social media channels:

- **Facebook** - <https://www.facebook.com/ftmocom/>
- **X** - https://twitter.com/FTMO_com
- **Instagram** - <https://www.instagram.com/ftmocom/>
- **YouTube** - https://www.youtube.com/channel/UCypUrEOeDRA5_uLMnKBVpZg
- **Discord** - <https://discord.com/invite/8j7r5XaaW6>
- **Tiktok** - <https://www.tiktok.com/@ftmocom>
- **WhatsApp** - <https://api.whatsapp.com/send?phone=442033222983>

FTMO also has a frequently asked questions page (<https://ftmo.com/en/faq>) that contains various issues and answers to help clients with smooth and trouble-free trading. All they need to do is search for their query. Related articles will be displayed.

When you need help, it's recommended to use the chat or email contact options for a quick and specific response from the FTMO team. Their support is typically professional and available to assist clients in resolving any trading-related issues or queries regarding the FTMO platform.

FTMO Support Performance Evaluation

The evaluation of FTMO's support services was conducted by fxprop in March 2024.

Email Support

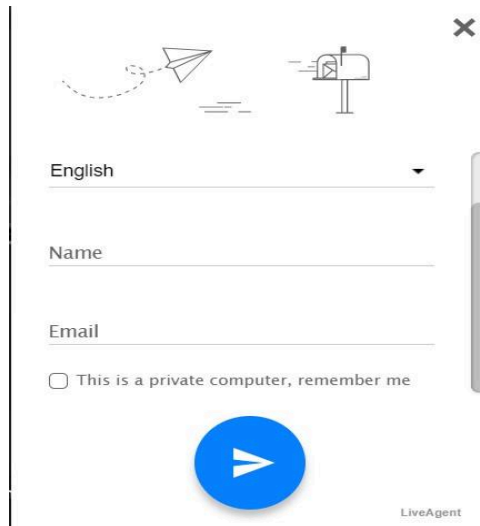
Customers can contact FTMO via **email**. This is a useful option if you require a formal response to your queries. Responses from support are substantive. The average response time for this communication method is **1-2 days**.

Email Support Contact:

support@ftmo.com

Chat Support

FTMO does not offer standard live chat. Company offers a chat option on its official website. To contact customer service, users must choose the language of conversation, provide their email address and first name. Then, they describe their problem and questions and wait for a response from customer service. Experts respond substantively to the questions asked. The average waiting time is **1-2 days**.



The screenshot shows a chat interface with a close button (X) in the top right corner. At the top, there are two icons: a paper airplane and a mailbox. Below the icons, there is a dropdown menu for language selection, currently set to 'English'. Underneath, there are two input fields for 'Name' and 'Email'. A checkbox labeled 'This is a private computer, remember me' is located below the email field. A large blue circular button with a white right-pointing arrow is positioned at the bottom center. The 'LiveAgent' logo is visible in the bottom right corner of the chat window.

FTMO Chat

The response time of customer service via email and chat is 1-2 days, verified by fxprop in March 2024.

The company's strengths include round-the-clock access to the support team and telephone support availability.

Access to Knowledge

Educational Materials

FTMO has its **educational platform, FTMO Academy**, which provides solid foundations in basic and advanced trading concepts and offers rewards upon reaching 3 knowledge milestones. FTMO Academy is a multi-stage educational course where information is delivered in video and text format. There are generally 4 stages divided into several categories:

- **Stage 1:**
 - Financial Markets (4 classes)
 - Forex (6 classes)
- **Stage 2:**
 - Technical Analysis (11 classes)
 - Statistical Analysis (2 classes)
 - Fundamental Analysis (4 classes)
 - Sentiment Analysis (1 class)
- **Stage 3:**
 - Putting it all together (3 classes)
 - Trading Platforms (3 classes)
- **Stage 4:**
 - FTMO Evaluation Process (4 classes)

Useful information for trading and understanding market situations can also be found in the "Blog" and "Trading Updates" sections on FTMO's main page.

Extra

FTMO introduces the **"Performance Coach"** service aimed at educating traders in overcoming unfavorable habits and eliminating undesirable behaviors. This is achieved through identifying problem sources during consultations with FTMO Performance Coaches. By tailoring questions to each participant's individual needs, coaches help investors understand and resolve their issues. This service is available free of charge once a month for FTMO traders.

The coaches focus particularly on:

- Identifying a positive approach
- Removal of negative internal or external influences
- Elimination of unnecessary losses and focus on profit
- Self-identification, self-analysis, detection of mistakes in trading
- Increasing discipline
- Boosting self-confidence in trading
- Addressing the phenomenon of FOMO (Fear Of Missing Out) and its removal

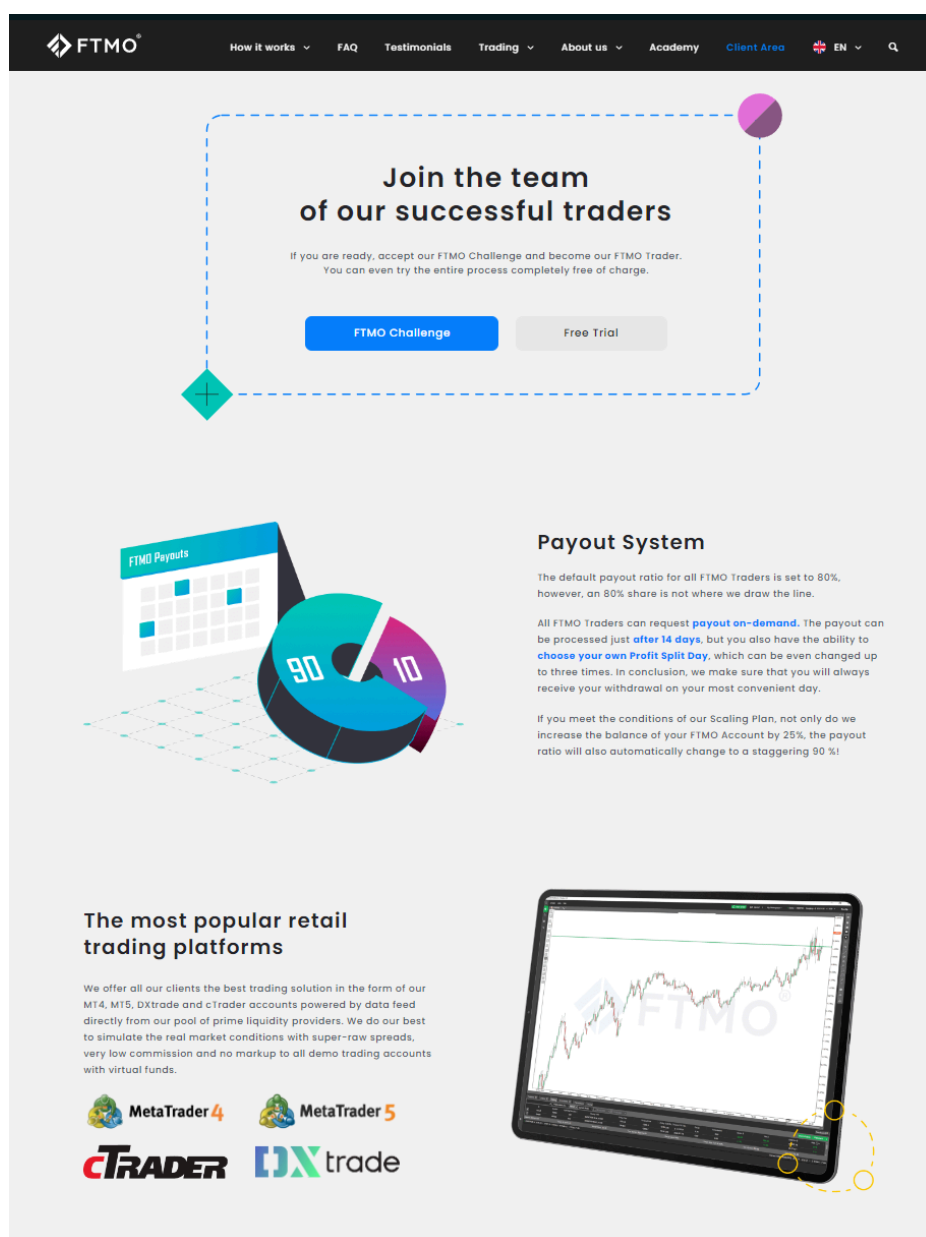


Nelly and Michael - FTMO Performance Coaches

Web Platform Assessment

Design and Usability

FTMO's website stands out for its exceptional UX design, offering clear, accessible information, a streamlined registration process, and robust technological and trading infrastructure. It effectively guides users through understanding the company's services, registering an account, and purchasing a trading challenge. The user-friendly design and consistent branding significantly enhance the user experience. Moreover, the site's intuitive layout and informative content structure contribute to an effortless navigation experience. The seamless integration of educational resources and support systems further cements FTMO's commitment to user satisfaction and engagement.

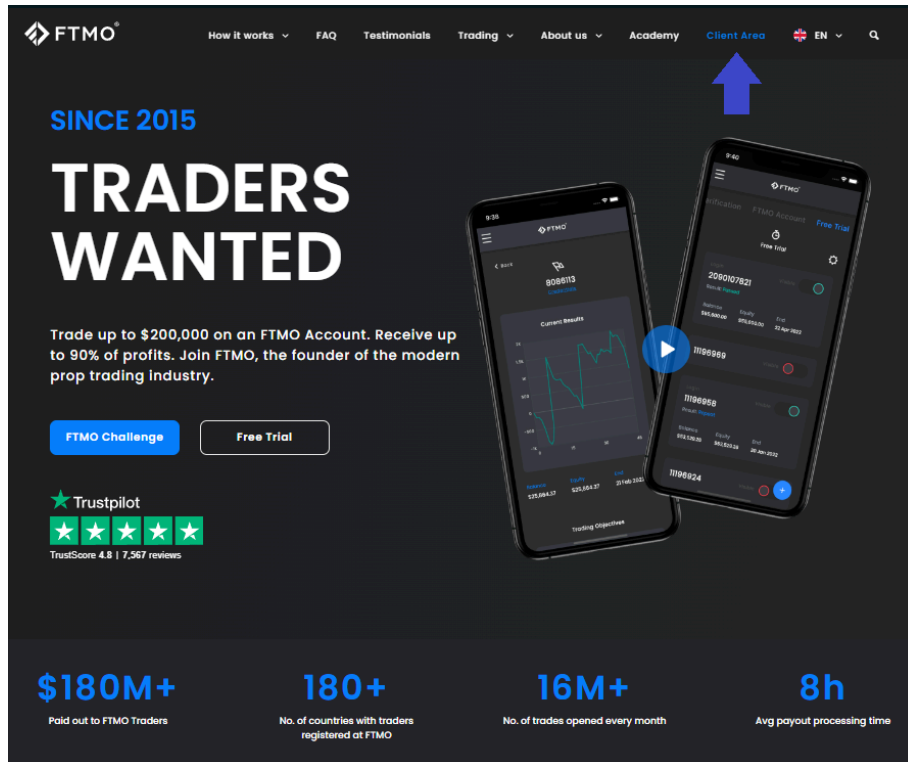


FTMO Web Platform design showcase

Account Purchase Process

Opening an Account

- Open your web browser and navigate to the proprietary trading website. In the top right corner of the page, find and click the “Client Area” button.



Account opening instruction FTMO step 1

- Go through the FTMO account registration process. After registering, proceed to the Client Area.

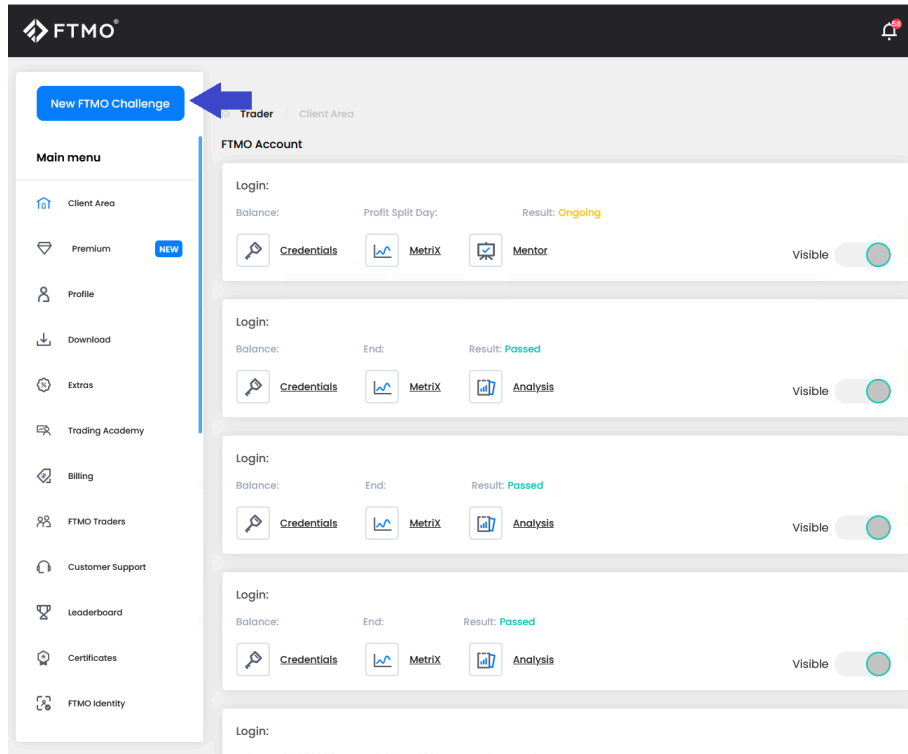
The screenshot shows the FTMO registration page. At the top, there is the FTMO logo and a language selector set to 'EN'. The main heading is 'Register'. Below this, there are several input fields: 'Select title' (a dropdown menu), 'First name', 'Last name', 'Email', 'Mobile', 'Password', and 'Confirm password'. There is also a 'Country of residence' dropdown menu. Below the input fields, there are three checkboxes with associated text:

- I agree to the processing of personal data according to [PRIVACY POLICY](#).
- Do you want to receive news about our project? sign up to our [NEWSLETTER](#) ②
- I acknowledge my name is correct and corresponds to the government issued identification.

 Below these checkboxes is a CAPTCHA widget with the text 'I'm not a robot' and the reCAPTCHA logo. Underneath the CAPTCHA is a link that says 'Back to Login'. At the bottom of the form, there is a blue button labeled 'Register'. A note at the bottom of the form states: 'Note that only one registration is allowed per client. Multiple registrations or registrations with invalid data may lead to the termination of the services.'

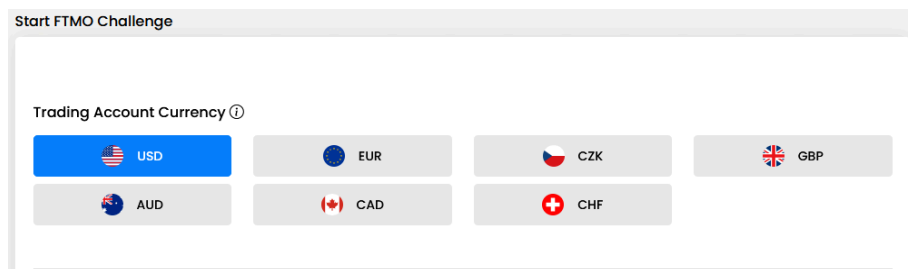
Account opening instruction FTMO step 2

- In the top right corner of the page, find and click the "New FTMO Challenge" button.



Account opening instruction FTMO step 3

- You will be redirected to a selection window where you can customize the challenge according to your preferences.
 - Choose the currency in which you will settle the challenge.



Account opening instruction FTMO step 4.1

- Determine the level of risk that is appropriate for you.



Account opening instruction FTMO step 4.2

- Select the account balance you want to start the challenge with.

Account Balance

10 000 USD 25 000 USD 50 000 USD 100 000 USD

200 000 USD

Account opening instruction FTMO step 4.3

- Choose the type of account that best suits your trading goals.

Account Type (Leverage 1:100)

FTMO* FTMO* | Swing

Account opening instruction FTMO step 4.4

- Select your preferred trading platform.

Platform

MetaTrader 4 MetaTrader 5 cTRADER DXtrade

Account opening instruction FTMO step 4.5

- Enter your personal details, ensuring the information provided is accurate.

Billing Info

Before you start trading for us, we need to know some basic information about you.

Person Company

First Name	Last Name
<input type="text"/>	<input type="text"/>
E-mail address	Phone Number
<input type="text"/>	<input type="text"/>
City	Street
<input type="text"/>	<input type="text"/>
Postal Code	Country
<input type="text"/>	<input type="text" value="▼"/>

Note

Custom note

Account opening instruction FTMO step 5

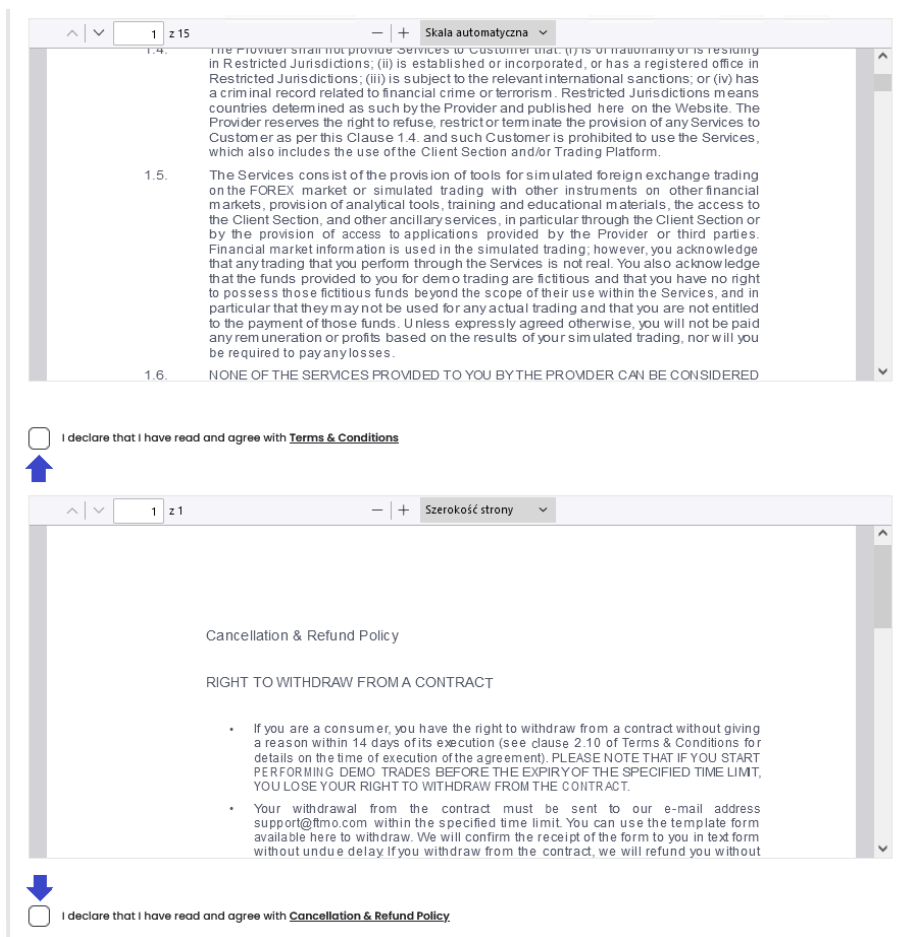
- Choose the currency in which you want to pay for the FTMO challenge. It's important to be certain of your choice, as this will be the currency in which the fee is charged.

Payment Currency

 EUR	 USD	 CZK	 GBP
---	---	---	---

Account opening instruction FTMO step 6

- Carefully read the FTMO terms and conditions. Once ready to accept the terms, tick the box to confirm your agreement.



Account opening instruction FTMO step 7

- Confirm and proceed to payment. Click the "Confirm and Proceed to Payment" button to finalize your order.
- On the payment page, you will have two payment options: card or cryptocurrencies. Choose your preferred method.
- Follow the instructions on the payment page to complete the challenge purchase.
- Upon successful payment, you will be notified that the purchase has been completed, and the challenge details will be delivered to your account.

You are now ready to begin your journey with the FTMO challenge. Good luck and success in the trading world!

Social media and Communication

In a recent review of FTMO's presence on various **social media platforms**, it's observed that their strategy largely involves one-way communication. The main hub of their social media activity seems to be their Facebook page, which mirrors content found on their other social media accounts. The following is a summary of FTMO's engagement across different platforms:

- **Facebook** (<https://www.facebook.com/ftmocom/>): FTMO on Facebook appears to be the primary channel for their social media content. This page not only shares trading-related memes but also suffers from a lack of moderation in the comments section, leading to spam and promotions of dubious Telegram and Discord channels. The posting frequency is nearly daily.
- **Twitter** (https://twitter.com/FTMO_com): On FTMO's Twitter, the content is diverse, including financial market reports, major announcements, inspirational quotes, and interactive posts. The frequency of posts is several times per day.
- **Instagram** (<https://www.instagram.com/ftmocom/>): FTMO's Instagram offers a mix of news, Trustpilot reviews, educational and promotional content, and information about new features and merchandise. They post around 20-30 times per month.
- **YouTube** (https://www.youtube.com/channel/UCypUrEOeDRA5_uLMnKBVpZg): In FTMO's YouTube channel promotions, announcements as well as interviews and educational materials can be found. The posting frequency on Instagram is up to 5 posts per month.
- **TikTok** (<https://www.tiktok.com/@ftmocom>): Tik Tok page includes promotional materials, announcements, educational content, a 'trade of the week' series, and trading-related sketches. The posting frequency averages 15 posts per month.
- **Discord** (<https://discord.com/invite/8j7r5XaaW6>): On the Discord channel a variety of information is shared, including announcements, marketing updates, trading and economic updates, and security tips. There are also community-focused channels for discussions, trading ideas, and sharing success stories. The community is active and vibrant, although the exact posting frequency is hard to quantify.

Platform	Followers	Engagement Rate
Facebook	126 000	no data
X	62 800	0,15
Instagram	326 000	0,41
Youtube	283 000	1,49

Engagement rate in social media

Additional Tools/Features

Free Trial

Account Registration and Trial Offer:

- **Process:** Interested individuals can easily create an account with FTMO.
- **Trial Account Feature:** FTMO provides a “Free Trial” account option, allowing prospective users to experience trading for 14 days in a risk-free environment. Users are allowed to choose from 7 currencies of the free trial account as well as 5 account balances

Simulated Trading Environment:

- **Platform:** The trial takes place on FTMO’s simulated trading accounts, mirroring live market conditions.
- **Access to Features:** Users can use most of FTMO apps, such as the Statistical Application, Mentor Application, Account MetriX, Trading Journal, and shortened version of Account Analysis.

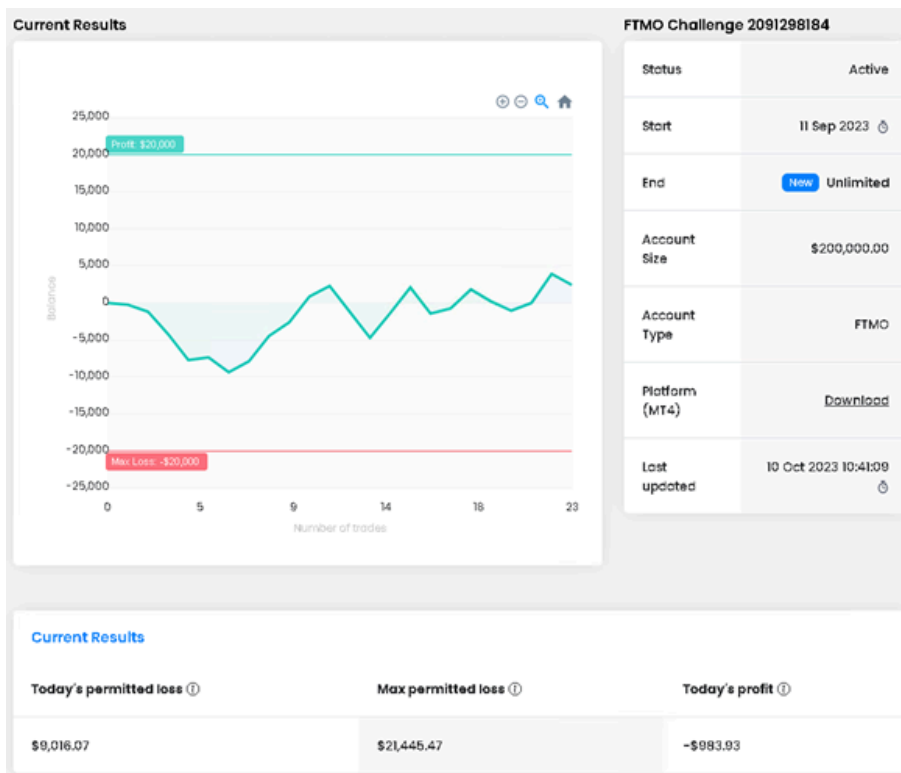
Purpose and Limitations:

- **Educational Evaluation:** The trial account is designed to let users test simulated trading conditions similar to those in the educational evaluation phases of FTMO’s programs.
- **Data Retention:** It is important to note that any performance data or results generated while using the trial account will not be retained once the trial period ends.
- **Reward Eligibility:** Users utilizing the trial account are not eligible for any payouts from FTMO.

Account MetriX


The Account MetriX application is integrated into the website's Client Area, providing traders with a suite of tools and information to track and assess their ongoing trading challenge. Within this web application, traders can access vital details, including:

Current Results: This section offers an overview of your current trading performance within the challenge.



Account MetriX functionality showcase #1

Consistency Score: The Consistency Score metric is designed to measure and evaluate a user's trading consistency.



Account MetriX functionality showcase #2

Objectives: This section outlines the objectives and goals set for the user's trading challenge.

Trading Objectives	Results	Summary
• Minimum 4 Trading Days	20	✔ Passed
• Max Daily Loss -\$10,000	-\$3,530.00 (-1.76%)	✔ Passed
• Max Loss -\$20,000	-\$9,774.36 (-4.88%)	✔ Passed
• Profit Target \$20,000	\$1,445.47 (0.72%)	✘ Not passing

Account MetriX functionality showcase #3

Statistics: Access statistics related to the user's challenge.

Statistics	
Equity \$201,445.47	Average profit \$2,253.97
Balance \$202,429.40	Average loss -\$2,238.03
No. of trades 23	Average RRR ⓘ 1.01
Lots 225.09	Expectancy ⓘ \$105.63
Win rate 52.17%	Profit factor ⓘ 1.10
Sharpe Ratio ⓘ 0.05	

Account MetriX functionality showcase #4

Daily Summary: A summary of the user's daily performance and progress in the challenge. Available both in tabular and graphical form.

Date	Trades	Lots	Result
9 Oct	1	5.74	-\$1,479.47
6 Oct	3	28.60	\$3,707.13
5 Oct	1	10.44	-\$1,628.64
4 Oct	1	10.20	\$2,570.40
3 Oct	1	10.60	\$695.14
2 Oct	1	10.00	-\$3,530.00
29 Sep	1	9.50	\$3,467.50
28 Sep	1	10.40	\$3,338.40

Account MetriX functionality showcase #5

Furthermore, the Account MetriX app offers a "Useful Links" tab, which provides quick access to resources, including:

- **Open Losses:** A link to view and manage open trades and their associated losses.
- **Scaling Plan:** Information related to your scaling plan within the challenge.
- **Real Market Conditions:** Insights into the real market conditions impacting your trading.
- **Trading Objectives:** Detailed information on your trading objectives.

Additionally, the "Useful Links" tab includes direct access to other tools and resources:

- **Mentor App:** This application, to be discussed further in this report, offers guidance and mentorship to enhance your trading skills.
- **Economic Calendar:** A vital resource for staying informed about economic events and their potential impact on the market.
- **Trading Journal:** An essential web application integrated into Account MetriX, dedicated to helping traders maintain a structured trading diary and track their progress."

Trading Journal

The Trading Journal app is integrated into the website's Client Area. This application is designed to streamline the process of documenting and analyzing trading activities.

The screenshot displays the 'Trading Journal' interface. On the left is a sidebar with navigation options: 'New FTMO Challenge', 'Autochartist', 'FTMO Identity', 'Dark mode', 'Back to website', 'English', and a section for 'Apps' including 'Economic Calendar', 'Statistical App', 'Trader's Analysis', 'Margin Calculator', 'Pip Calculator', 'Symbols & Updates', and 'Ticker'. The main area shows a table of trades with the following columns: Ticket, Open, Type, Volume, Symbol, Price, SL, TP, Close, and P/L. The table contains 15 rows of trade data, including ticket numbers, dates, times, trade types (buy/sell), volumes, symbols (e.g., GBPJPY, EURGBP, GBPUSD, NZDUSD, EURJPY), and price levels.

Ticket	Open	Type	Volume	Symbol	Price	SL	TP	Close	P/L
110984099	3 Oct 2023 15:57:16	buy	26.00	GBPJPY	181.029	180.56...	181.44	3 Oct 2023 17:12:06	180...
110848835	2 Oct 2023 06:15:02	buy	5.61	EURGBP	0.86707	0.86...	0.87...	2 Oct 2023 20:36:50	0.8...
110848831	2 Oct 2023 06:15:01	buy	4.61	GBPJPY	182.592	181.60...	183.67...	2 Oct 2023 17:50:07	181...
110735076	29 Sep 2023 14:07:26	buy	2.20	GBPUSD	1.22698	1.22...	1.22...	29 Sep 2023 15:32:17	1.2...
110715520	29 Sep 2023 11:02:20	buy	6.00	GBPJPY	182.172	181.87...	182.46...	29 Sep 2023 12:19:19	182...
110689503	29 Sep 2023 06:15:44	sell	3.40	GBPUSD	1.22178	1.22...	1.22...	29 Sep 2023 09:10:04	1.2...
110693574	29 Sep 2023 07:50:36	buy	3.70	GBPJPY	182.573	182.37...	182.76...	29 Sep 2023 08:55:45	182...
110419622	27 Sep 2023 07:09:26	buy	10.80	GBPUSD	1.21425	1.20...	1.22...	27 Sep 2023 21:33:03	1.21...
110438508	27 Sep 2023 11:03:26	buy	6.20	GBPJPY	181.034	180.74...	181.33...	27 Sep 2023 16:14:39	181...
110417932	27 Sep 2023 06:17:30	buy	3.60	GBPJPY	180.964	180.66...	181.19...	27 Sep 2023 09:22:13	181...
110413896	27 Sep 2023 04:50:26	sell	3.90	GBPUSD	1.21545	1.21...	1.21...	27 Sep 2023 05:26:58	1.21...
110329769	26 Sep 2023 12:28:15	buy	19.00	NZDUSD	0.59622	0.59...	0.59...	26 Sep 2023 19:04:11	0.5...
110290057	26 Sep 2023 04:27:34	buy	19.00	NZDUSD	0.59709	0.59...	0.59...	26 Sep 2023 10:08:58	0.5...
110157181	25 Sep 2023 05:01:44	buy	9.00	EURJPY	158.022	157.44...	158.60...	25 Sep 2023 09:01:16	157...

Trading Journal functionality showcase #1

Key features of FTMO's Trading Journal include:

- **Automated Trade Recording:** The Trading Journal automatically captures and stores information about every trade executed on the FTMO platform.
- **Screenshot Attachments:** Traders can enhance their trade documentation by attaching screenshots for both entry and exit points.
- **Entry and Exit Strategy Notes:** Users have the option to input detailed notes regarding their entry and exit strategies.
- **Trade Comments:** Traders can add comments to each trade, enabling them to provide additional insights, observations, or reflections on the trade's outcome or specific circumstances.
- **Trade Tags:** To facilitate organization and categorization, traders can assign tags to each trade.

Main menu

- Client Area
- Profile
- Download
- Extras
- Trading Academy
- Billing
- FTMO Traders
- Customer Support
- Leaderboard
- Certificates
- Autoscholarist
- FTMO Identity
- Dark mode

Trading Journal ⓘ

Order

Close Time ⌵

Search tickets or tags ⓘ

🔍

Export ⌵

Ticket	Open	Type	Volume	Symbol	Price	SL	TP	Close	Price	Swap	Comm.	Profit	Pip. ⓘ	Duration	Log
Page 1 of 1															
412700	8 Oct 2023 11:07:04	buy	24.80	EURCHF	0.98283	0.98..	0.98..	8 Oct 2023 22:28:30	0.98322	0.00	-73.80	1,595.28	5.9	11h 21m 28s	
328293	5 Oct 2023 11:11:00	buy	24.90	EURCHF	0.98419	0.98..	0.98..	5 Oct 2023 18:57:43	0.98175	0.00	-74.70	-0,049.95	-24.4	5h 48m 43s	

Graph on opening the trade

+ Drag and drop file here or click

Graph on closing the trade

+ Drag and drop file here or click

Entry strategy

Write a record

Exit strategy

Write a record

Comments on trade

Write a record

Tags

Write a record

238365	4 Oct 2023 10:50:00	buy	25.80	EURCHF	0.98370	0.98..	0.98..	4 Oct 2023 20:28:12	0.98299	0.00	-76.80	-1,982.89	-7.1	9h 36m 12s	
168900	3 Oct 2023 13:04:00	buy	25.30	EURCHF	0.98605	0.98..	0.98..	3 Oct 2023 21:07:15	0.98431	0.00	-75.30	-4,742.39	-17.4	8h 3m 15s	

Page 1 of 1

Trading Journal functionality showcase #2

Economic Calendar

Economic Calendar is an app integrated in the web site's "Client Area". This app shows market-moving events, such as economic indicators and monetary policy decisions. Users can filter that news by day, impact and restrictions as well as choose a time zone. Users also have an option to import it. Source of FTMO's Economic Calendar is forexfactory.com

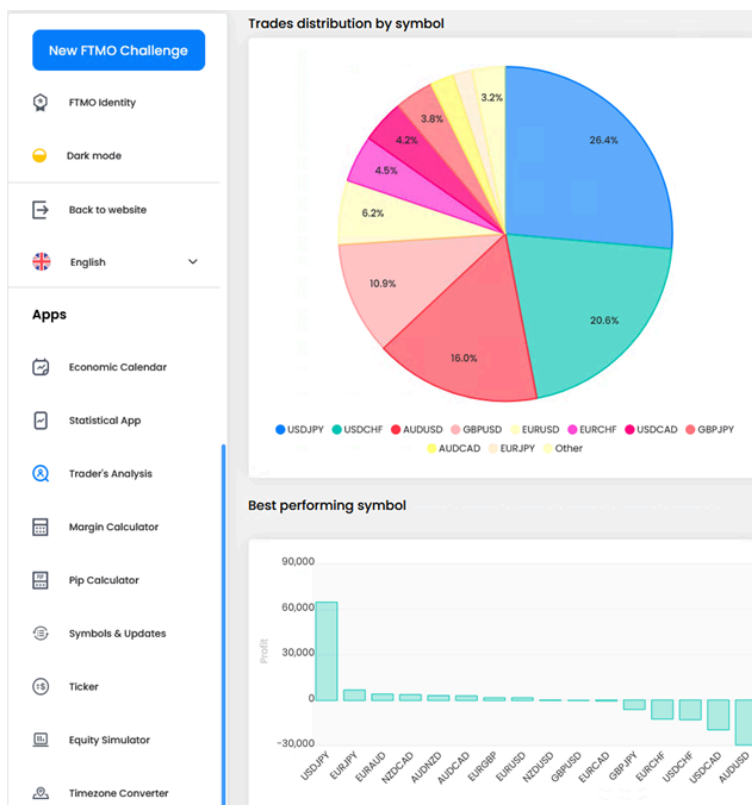
The screenshot displays the 'Economic Calendar' app interface. On the left is a sidebar with navigation options: 'New FTMO Challenge', 'Dark mode', 'Back to website', 'English', and a list of 'Apps' including 'Economic Calendar', 'Statistical App', 'Trader's Analysis', 'Margin Calculator', 'Pip Calculator', 'Symbols & Updates', 'Ticker', and 'Equity Simulator'. The main area shows the 'Economic Calendar' title, a 'Day' selector (Monday to Friday, with Wednesday selected), and filter options for 'Impact' (Low, Medium, High, Holiday) and 'Restrictions' (Restrictions, NO restrictions). The 'Time Zone' is set to 'Europe/Prague (UTC+01:00)'. A table of events is shown below, with the last two rows highlighted in red.

Description	Instrument	Dates	Forecast	Previous
CPI y/y	AUD	29 Nov 2023 01:30 Expired	5.2	5.6
Construction Work Done q/q	AUD	29 Nov 2023 01:30 Expired	0.3	0.4
Official Cash Rate Restricted event	AUD	29 Nov 2023 02:00 Expired	5.5	5.5
RBNZ Monetary Policy Statement	AUD	29 Nov 2023 02:00 Expired	No forecast	No previous value

Economic Calendar functionality showcase #1

Trader's Analysis

Account Analysis is an integrated application found within the "Client Panel" section of the website. This application displays information about trading habits by aggregating all data from a trader's challenges to develop a range of indicators. These indicators can reveal aspects for optimizing strategies.



Trader's Analysis app functionality showcase #1

In the "Settings" tab (Figure 2), users have the option to personalize data display, choosing between the presentation of profit in percentage units or monetary values.

Trader's Analysis app functionality showcase #2

Users can also set the start date for the analyzed period. An option to select the type of competition account ("Free Trial", "FTMO Challenge", etc.) is available, along with a sorting function for results (Passed, Repeat, etc.).

The application provides access to a cumulative profit chart, offering detailed data on portfolio value changes over time. Additionally, a pie chart is available, illustrating the distribution of transactions by different financial instrument symbols, allowing for a deeper understanding of the investment structure.

General statistics (Figure 1) are also available on the platform, presenting a compilation of key indicators and data. Furthermore, users can exclude unwanted accounts from the analysis (Figure 2). Consequently, "Trader Analysis" serves as a tool offering insights into transaction history and enabling the analysis of trading strategy.

General	
No. of trades	209
Win rate	47.37%
Avg profit	\$1,578.76
Avg loss	-\$2,134.67
RRR ⓘ	0.74
Profit factor ⓘ	0.67
Expectancy ⓘ	-\$375.67
Sharpe Ratio ⓘ	-0.22

Trader's Analysis app functionality showcase #3

- Cumulative profit
- General Statistics
- Trades distribution by symbol
- Best performing symbol
- Result by month
- Activity by month
- Avg duration by month
- RRR by month
- Win rate by month
- Expectancy by month

Statistical App

The Statistical App is an integral part of the website's Client Area, designed with the purpose of delivering weekly statistics concerning market behavior. Within this web application, users can access a variety of statistical information, including:

Popular and Trending Symbols: These statistics are presented in both tabular and chart formats, offering a clear overview of the symbols that are currently most popular and trending among traders (refer to the image below).

Most popular symbols

#	Symbol	Popularity
#1	XAUUSD	26.53%
#2	US30.cash	13.39%
#3	EURUSD	12.77%
#4	US100.cash	8.64%
#5	GBPUSD	7.55%

Trending Symbols

#	Symbol	Changes of Popularity
#1	XAUUSD	+4.57 %
#2	USDJPY	+0.97 %
#3	USDCHEF	+0.22 %
#4	USOIL.cash	+0.06 %
#5	EURUSD	+0.06 %

Statistical app functionality showcase #1

Highest Gain, Highest Gap, and Highest Range: These statistics are available in both absolute and relative values, presented in tabular form. This data provides valuable insights into the highest gains, gaps, and trading ranges observed during the week (refer to the image below).

Highest Gap

#	Symbol	Highest Gap	
		Avg gap	Absolute gap
#1	HK50.cash	608.27098	565.00000
#2	GER40.cash	279.11118	406.10000
#3	JP225.cash	451.87255	394.00000
#4	US30.cash	669.40196	389.40000
#5	SPN35.cash	171.18255	292.80000

Highest Range

#	Symbol	Highest Range	
		Avg Range	Absolute range
#1	JP225.cash	65.85577	25.50000
#2	BTCUSD	155.31788	21.00000
#3	US30.cash	76.66442	18.50000
#4	US100.cash	50.06077	15.90000
#5	HK50.cash	87.16500	13.00000

Statistical app functionality showcase #2

Interesting Facts: This section features a table showcasing notable records of gaps, trading ranges, and gains. It presents both absolute and relative values and provides timestamps indicating when these noteworthy market events occurred (as illustrated in the image below).

	Symbol	Week time	Value
Largest obs gap	BTCUSD	19 Jun 2022	10,047,24000
Largest obs range	BTCUSD	8 May 2022	3,329,39000
Highest obs gain	BTCUSD	4 Dec 2022	403,07000

Statistical app functionality showcase #3

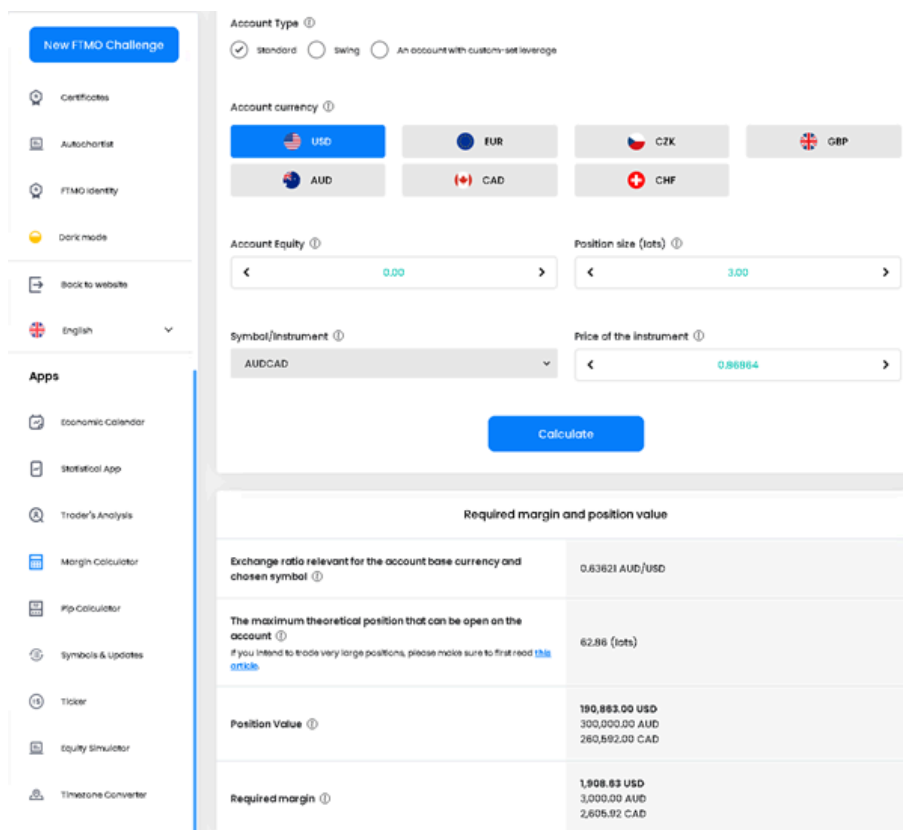
Symbol Analysis: It offers real-time information and analysis for the chosen symbol, with automatic updates occurring every 15 minutes (as demonstrated in the image below).

Margin Calculator

The Margin Calculator is an application integrated into the website's Client Area. Its primary function is to provide users with information regarding required margin and position value based on a variety of parameters and the current market conditions.

Within the Margin Calculator, users have the flexibility to adjust the following variables:

- **Account Type:** Choose between standard and swing accounts, each with distinct leverage settings. Additionally, you can opt for an account with custom-set leverage, allowing for a tailored trading experience.
- **Account Currency:** Select the account currency that aligns with your trading preferences.
- **Account Equity:** Input your current account equity to accurately calculate margin requirements.
- **Position Size:** Specify the size of your trading position to assess the necessary margin.
- **Symbol:** Choose from a range of symbols available on FTMO, ensuring accurate calculations for your selected assets.
- **Instrument Price:** While the Margin Calculator defaults to displaying the current bid price according to FTMO quotes, you have the flexibility to modify this price to match your specific trading conditions or expectations.



Margin Calculator app functionality showcase #1

Upon performing the calculation using the Margin Calculator, users will receive a set of information:

- **Exchange Ratio:** This metric is providing insights into the relationship between the account's base currency and the chosen trading symbol.
- **Maximum Theoretical Position:** The Margin Calculator calculates and displays the maximum position size that can be opened on your trading account, considering all relevant parameters and market conditions.
- **Position Value:** This value represents the current worth of your trading position and is presented in multiple currencies.
- **Required Margin:** This figure showcases the amount of margin needed to both initiate and sustain your trading position. Like position value, it is presented in all relevant currencies.

Pip Calculator

Pip Calculator is an app integrated in the web site's "Client Area". It offers the ability to determine the precise nominal value of a pip (percentage in point) for the selected trading symbol, denominated in your trading account's currency. The calculation takes into consideration the prevailing market exchange rate and the trading volume specified in lots. It's important to note that the calculation is based on the bid price. It is also worth mentioning that the pip value calculator is designed exclusively for Forex symbols and may not be applicable to other asset classes.

Pip Calculator

Our FTMO pip value calculator will provide you with the nominal value of a pip (percentage in point) on the symbol of your choice, and in the currency of your trading account. The calculation takes into account the current market exchange rate and the volume you plan to trade (lots). Knowing the pip value is essential in trade preparation, especially when you need to calculate the value of your trade outcome and its relation to your predefined risk management parameters and the account's loss limits. The calculation is based on the bid price.
Only Forex symbols are available for the calculation. For other Non-FX symbols, please check <https://ftmo.com/en/points-pips-and-ticks>

Instrument [ⓘ]
AUDCAD

Current symbol price: 0.86919

Pip amount [ⓘ] Position size (lots) [ⓘ]
25 3.00

Account currency [ⓘ]
USD

550.51 USD

Calculate

Pip Calculator functionality showcase #1

Symbols & Updates

The "**Symbols and Updates**" page, accessible in the Client section of the FTMO website, provides traders with market-related information and details concerning specific symbols. This feature serves as a resource for traders seeking up-to-date market insights and specific symbol-related data.

The "Symbols and Updates" page on the FTMO website encompasses two primary web applications:

- **Ticker:** This feature offers users the ability to access current forex rates and essential information at a glance. It provides current rates for a wide range of financial instruments including currencies, commodities, indices, and cryptocurrencies. Additionally, the Ticker allows users to customize the display of their ticker, focusing only on symbols of particular interest. This customization enhances the efficiency of monitoring market data.

Ticker

Symbol	Bid Price	Ask Price	Spread	Commissions	Overall costs
EURUSD	1.06071 ▲	1.06076 ▲	0.00005 ▼	3.00	0.30005 ▼
GBPUSD	1.22696 ▲	1.22696 ▲	0.00010 ▲	3.00	0.30010 ▲
EURGBP	0.86452 ▼	0.86462	0.00010 ▲	3.00	0.24010 ▲
USDJPY	149.826	149.835 ▲	0.009 ▲	3.00	0.409 ▲
USDCAD	1.35916 ▼	1.35929	0.00013 ▲	3.00	0.40013 ▲
USDCHE	0.90377	0.90383 ▼	0.00006 ▼	3.00	0.27006 ▼
AUDUSD	0.64179	0.64183	0.00004	3.00	0.30004
GBPJPY	182.597	182.601 ▲	0.014 ▲	3.00	0.414 ▲
AUDJPY	95.515 ▲	95.522	0.007 ▼	3.00	0.407 ▼
NZDUSD	0.60205 ▲	0.60217 ▲	0.00012	3.00	0.30012

Symbols & Updates functionality showcase #1

- "Symbol Specifications and Trading Hours" Application:** Within this application, traders can access a list of all symbols available for trading on the FTMO platform. The symbols are conveniently categorized according to various asset classes, including Forex, Exotics, Metals CFDs, Cash CFDs, Futures CFDs, Crypto CFDs, and Stock CFDs. Furthermore, a search function is provided, enabling users to quickly locate specific symbols of interest.

Symbol Specifications & Trading Hours

note: Weekend trading hours on Cryptocurrencies may vary on each platform due to weekly scheduled maintenance times. Please check the trading hours of the symbol in the platform you are using and refer to our Trading Updates site for the latest platform maintenance times, scheduled outages and other trading-related updates. Note the standard market closure countdown in the table below doesn't take into consideration any amended market hours, platform maintenance times or other changes as displayed on the Trading Updates site.

type symbol to search (EUR/USD e.g.)

Forex Exotics **Metals CFD** Cash CFD Futures CFD Crypto CFD Equities CFD

- (XAG/USD) Silver Spot United States Dollar **Open** Market will close in 10:54:55
- (XAG/EUR) Silver Spot Euro **Open** Market will close in 10:54:55
- (XAG/AUD) Silver Spot Australian Dollar **Open** Market will close in 10:54:55
- (XAU/USD) Gold Spot United States Dollar **Open** Market will close in 10:54:55
- (XAU/EUR) Gold Spot Euro **Open** Market will close in 10:54:55
- (XAU/AUD) Gold Spot Australian Dollar **Open** Market will close in 10:54:55
- (XPD/USD) Palladium Spot United States Dollar **Open** Market will close in 10:54:55
- (XPT/USD) Platinum Spot United States Dollar **Open** Market will close in 10:54:55

Symbols & Updates functionality showcase #2

Furthermore, traders can access in-depth information about any symbol by simply clicking on it. This detailed information includes contract size, margin percentage, leverage for normal and swing accounts, commission details, commission type and trading hours.

▼ (AUD/USD) Australian Dollar vs United States Dollar Open Market will close in 11:07:03

Information		Trading Hours (GMT+3)	
CONTRACT SIZE	100,000	MONDAY	00:05 - 23:55
MARGIN PERCENT	100	TUESDAY	00:05 - 23:55
LEVERAGE NORMAL	1300	WEDNESDAY	00:05 - 23:55
LEVERAGE SWING	130	THURSDAY	00:05 - 23:55
COMMISSION	3	FRIDAY	00:05 - 23:55
COMMISSION TYPE	USD/LOT*	SATURDAY	TRADING IS CLOSED
		SUNDAY	TRADING IS CLOSED

* or equivalent in your trading currency

Symbols & Updates functionality showcase #3

Mentor App

The Mentor App serves as a tool for fostering disciplined trading approaches by enforcing adherence to personal trading rules and predefined risk limits.

New FTMO Challenge

Trader: Mentor App 430007386

Main menu

- Client Area
- Profile
- Download
- Extras
- Trading Academy
- Billing
- FTMO Traders
- Customer Support
- Leaderboard
- Certificates
- Autochartist
- FTMO identity
- Dark mode
- Back to website
- English

Apps

Download the app

Download files and install Mentor App into your platform. Copy the content to your 'Data folder'.

Set up the parameters

On this site, set up all the parameters that Mentor application will monitor. There is a detailed description with every variable.

Trade with discipline

All set & ready. Update the settings in platform and Mentor app will supervise your discipline. If you diverge, the app will trigger an alarm.

Mentor Application settings for account number 430007386

Today's Max Loss

Max Loss

Daily Profit Target

The overall profit target

Daily Volume Limit

Maximal Position Volume

Daily Positions Count Limit

Open Positions Count Limit

Daily Profits Count Limit

Daily Losses Count Limit

Minimal Profit of the Position

Maximal Loss of the Position

Forbidden instruments

Alerts If you set Alerts (the green circle is on the right, it is "on" by default), a notification in the form of an alert will appear in the platform, when the specified limit is reached. An option for sending emails and notifications when an alert is triggered is also available directly in the platform.

Cancel Save

Mentor App functionality showcase #1

Key Features and Attributes of the Mentor App include:

- **Trading Goals Monitoring:** The app actively monitors and tracks traders' progress regarding their Trading Goals. This feature ensures that traders remain focused on predefined objectives and milestones.
- **Compatibility:** The Mentor App is seamlessly integrated with commonly used trading platforms, including MetaTrader 4, MetaTrader 5, and cTrader.

Downloading and Installation: Traders can access the app via a dedicated website (as shown below) and proceed with its installation on their trading platform by copying the content into the platform's "Data Folder."

The Mentor App allows traders to configure various parameters for monitoring purposes. These parameters include:

- **Today's Maximum Loss:** Enter a daily loss limit (as a negative value) in the account currency. Traders are notified upon its breach and when 90% of this loss is exceeded.
- **Maximum Loss:** Enter an account loss limit (as a negative value) in the account currency. Traders are notified upon its breach and when 90% of this loss is exceeded.
- **Daily Profit Target:** Enter a daily profit target value in the account currency. Traders are notified upon its achievement.
- **Total Profit Target:** Enter an account profit target in the account currency, for which traders want to be notified upon its triggering.
- **Daily Volume Limit:** Enter a daily amount of volume in lots. Traders are notified upon reaching and exceeding the limit.
- **Maximum Position Volume:** Enter the maximum volume that a Trader wants to trade.
- **Daily Number of Positions Limit:** Enter how many positions a Trader wants to trade in one day. Traders are notified upon reaching and exceeding the limit.
- **Limit of Number of Open Positions:** Enter the maximum number of open positions at once. Traders are notified upon reaching and exceeding the limit.
- **Daily Number of Profit Limits:** Enter how many profits a Trader wants to close during one day.
- **Daily Number of Loss Limits:** Enter how many losses a Trader wants to close during one day. Traders are notified upon reaching and exceeding the limit.
- **Minimum Profit from Position:** Enter the minimum profit in the account currency with which a Trader wants to close a position. FTMO also recommends setting a Break Even Definition. Traders are notified when they close a transaction with a lower profit.
- **Maximum Loss from Position:** Enter the maximum loss in the account currency.

Equity Simulator

The **Equity Simulator** is an integrated application within the Client Area on the website. Its primary purpose is to facilitate the testing of trading strategies by providing insights into various potential outcomes.

Users can manipulate several key variables to tailor simulations to their trading strategies. These variables include:

- **Capital Allocation:** The amount of capital allocated for the simulation.
- **Win Ratio:** The expected percentage of winning trades.
- **Reward to Risk Ratio (RRR):** The proportion of potential profit to potential loss in a trade.
- **Number of Trades per Simulation (Iterations):** The total trades executed in each simulation.
- **Number of Simulations (Lines):** The total number of simulations run.
- **Risk Types:**
 - **Risk Percentage:** Where risk is defined as a percentage of the capital.
 - **Fixed Monetary Risk:** Where risk is specified as a fixed monetary amount.

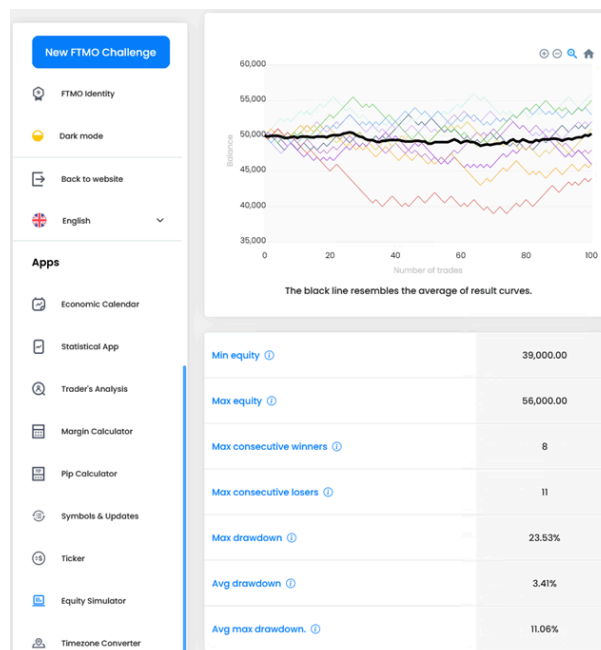
The screenshot displays the 'Equity Simulator' interface. On the left is a sidebar menu with options: Certificates, Autochartist, FTMO identity, Dark mode, Back to website, English, and a section for 'Apps' including Economic Calendar, Statistical App, Trade's Analysis, and Margin Calculator. The main panel contains the following controls:

- Capital:** Input field with value 50,000.00
- Win rate:** Input field with value 50%
- RRR:** Input field with value 1.00
- Iterations:** Input field with value 100
- Lines:** Input field with value 10
- Risk Type:** Two radio buttons, 'Risk Percentage' (selected) and 'Risk'
- Percent:** Input field with value 1.00%
- Run:** A large blue button at the bottom.

Equity Simulator app functionality showcase #1

Upon launching the Equity Simulator with the desired variable adjustments, users receive a comprehensive simulation result, which includes:

- **Visual Chart:** The simulator generates a visual graph representing the simulation process, providing traders with a dynamic overview of how their strategy performs under various scenarios.
- **Statistical Table:** This table presents key statistics derived from the simulation, offering insight into strategy performance. These statistics include:
 - **Minimum Capital:** The lowest capital level observed in all simulations.
 - **Maximum Capital:** The highest capital level observed in all simulations.



Equity Simulator app functionality showcase #2

Timezone Converter

The **Time Zone Converter** is an online application integrated into the Client Area. This utility facilitates the conversion of time and dates across different time zones. Key features and capabilities of the Time Zone Converter include:

- **Automatic Time Zone Detection:** The web application is equipped with an intelligent auto-detection feature. It recognizes and identifies the user's current time zone.
- **Comprehensive Time References:** The application provides references to Central European Summer Time (CEST), FTMO platform time, and the local time relevant to individual transactions.
- **User-Selectable Time Zone:** The Time Zone Converter offers users the option to manually select their preferred time zone.

Timezone Converter
✕

Choose your timezone

Autodetect
▼

Timezones and Max Daily Loss

It appears that you are in a different timezone, which is essential to consider for our Max Daily Loss objective. Our Max Daily Loss is calculated based on the Central European (Summer) Timezone (CE(S)T), which serves as the basic timezone for FTMO traders. To assist you in determining when the Max Daily Loss objective resets in your specific timezone, we have provided the following table for reference. Should you have any inquiries, please do not hesitate to reach out to us at support@ftmo.com.

Area	Time	CEST Offset	Start Hour Max Daily Loss	End Hour Max Daily Loss
CEST Time	10:58:42	-	00:00:01	23:59:59
FTMO Platform Time	11:58:42	1 hrs	01:00:01	00:59:59
Your Local Time	08:58:42	-2 hrs	22:00:01	21:59:59

Today's permitted loss will reset in 13:01:17

Close

Timezone Converter app functionality showcase #1

Additional

Client Reviews Summary

Evaluations of the FTMO's platform:

- **Trustpilot** – 4.8 (7599 opinii)
- **Trustindex** – 4.8 (7534 opinii)
- **Reviews.io** – 2.3 (3 opinii)

FTMO's overall customer rating of **4.8** out of 5 reflects a predominantly positive perception, indicating that many traders are satisfied with its services, including efficient payout processes, responsive customer support, and good trading conditions. However, it's notable that **FTMO does not typically respond to negative reviews**, which could suggest a missed opportunity for addressing customer concerns and demonstrating commitment to service improvement. This lack of engagement might affect some traders' perceptions, despite the generally favorable reviews. On the other hand, the high overall rating underscores that the positive aspects, such as professionalism and valuable educational resources, significantly outweigh the negative experiences for the majority of FTMO's users.

Reiteration of Positive Aspects

The high overall rating suggests that many traders have had positive experiences with FTMO in several areas:

- **Good Trading Conditions:** Favorable spreads and trading conditions.
- **Efficient Payouts:** Reliability and speed in the payout process.
- **Responsive Customer Support:** While some have had negative experiences, overall, customer support is often cited as helpful and efficient.
- **Educational Resources:** Availability of tools and resources beneficial for trader development.
- **Professional and Ethical Practices:** A general perception of professionalism and ethical conduct in FTMO's operations.

Consideration of Negative Aspects

- **Technical and System Issues:** Technical glitches affecting trading experiences.
- **Slippage and Trade Execution:** Concerns about slippage and fairness in trade execution.
- **Transparency Issues:** Some traders have raised issues regarding the clarity and fairness of FTMO's rules and practices.

Promotions and Discounts

FTMO occasionally offer promotions. The company does not focus on acquiring customers through promotions. Discounts on challenges are not available throughout the year, but only occasionally. It is recommended to always check if they are available at the time of purchasing an account.

Use our code to receive a discount:



Premium Program For Traders

FTMO has a premium program for traders, where elite traders gain access to exceptional benefits and rewards. The programme has two main levels that you can achieve, with the possibility of even reaching the third level.

Level 1: Prime Status

Prime Status is the very first level of the Premium Programme, where you can enjoy a wide range of benefits. In order to become the Prime Trader, you must meet the following criteria:

Eligibility: You must have an active FTMO Account of any size. If you decide to merge multiple FTMO Accounts, the payout counter is reset.



<p><input checked="" type="checkbox"/> One Free FTMO Challenge of the same size as the qualified FTMO Account</p>	<p><input checked="" type="checkbox"/> A dedicated customer support agent to assist Prime Traders</p>
<p><input checked="" type="checkbox"/> 90% payout ratio</p>	<p><input checked="" type="checkbox"/> Special certificate for your achievement</p>
<p><input checked="" type="checkbox"/> Maximum Capital Allocation increased to \$600K</p>	<p><input checked="" type="checkbox"/> Access to the unique \$400K FTMO Challenge product</p>
<p><input checked="" type="checkbox"/> No time limits on this condition as long as your Prime Status is active</p>	<p><input checked="" type="checkbox"/> 5% bonus on the rollover amount added to the subsequent FTMO Account</p>
<p><input checked="" type="checkbox"/> Exclusive discounts: 10% off all new purchases of FTMO Challenges and 15% off at the FTMO e-shop during the Premium Programme</p>	

Prime Status Benefits

Clean Record: You should have no failed FTMO Account within the last 4 months from the date you applied to become a Prime Trader. This requirement is reviewed on a per-account basis.

Profitability: Achieve 4 payouts on a single order, with a minimum profitability of 4% (from the initial balance) per payout before the split (these payouts don't have to be consecutive).

Level 2: Supreme Status

You may be eligible to receive the Supreme Status if you fulfill the following criteria:

Eligibility: You must have an active \$400K FTMO Account (Merged from two \$200K FTMO Accounts or a single \$400K FTMO Account)

Profitability: Active participation with the Prime Status for 3 months with at least 3 payouts and 4% profitability per payout.

SUPREME STATUS BENEFITS:

- ✓ All Prime benefits
- ✓ Immediate payout
- ✓ \$1M Max. Capital Allocation
- ✓ No Maximum Daily Loss
- ✓ Physical badge of achievement
- ✓ Opportunity to move to Quantlane (subject to passing their assessment)
- ✓ Exclusive merch

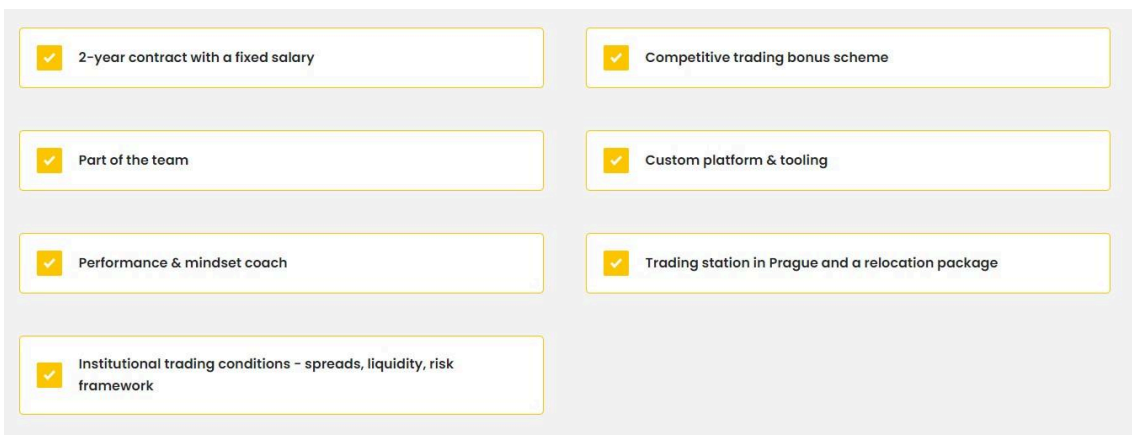
Supreme Status Benefits

Level 3: QUANTLANE - traditional proprietary trading firm

The ultimate culmination of the Premium Program is our own trading company - Quantlane.

Quantlane was founded in 2014 and since this year operates under the wings of the FTMO Group. The company is filled with mathematicians, engineers, quants, developers, and trading enthusiasts who build multiple trading strategies in order to tackle the challenges in the financial markets. Once you qualify for the Supreme status, you will have the opportunity to be assessed for a job position at this traditional proprietary trading firm to bring your trading career among the professionals in the highest levels of the industry.

If the outcome of the assessment is positive, you may expect the following benefits of this programme:



QUANTLANE - traditional proprietary trading firm benefits

Affiliations

FTMO affiliate program offers:

Reward for each recommended trader

FTMO will reward you for every new and organic trader joining them through your unique link. Every new and organic client who joins them from your referral links will earn you a commission from 8% to up to 20% of his/her first paid FTMO Challenge price.

Different levels of partnership

Affiliate programme now consists of 4 levels that can be achieved on a monthly basis by referring new traders. Each Reward level has its specific conditions. The more clients you refer on monthly basis, the higher level you can reach. Each level then brings a different commission percentage ranging from 8% up to 20%



The image describes the benefits of using the FTMO Affiliate Program

Free FTMO Challenges

In addition to providing higher commissions, FTMO wants to give their top affiliates something extra. Each time you meet the requirements for the Gold or Platinum level, you receive either \$50,000 or \$100,000 FTMO Challenge for free. Moreover, the FTMO Challenge is transferable, which means you can give it to another trader or make a giveaway for your clients.

Summary

FTMO presents the **"NORMAL" challenge** with a maximum funding of 400,000 USD, requiring participants to achieve a 10% profit in the first phase and 5% in the second while limiting drawdown to 10%. The platform allows the use of trading robots and cryptocurrency trading. Scaling is conducted in four-month cycles, requiring the achievement of net profit and the completion of withdrawals. FTMO offers a wide range of assets on MT4, MT5, DXtrade, and cTrader platforms. The processes for withdrawals and deposits are efficient, with customer service available through various communication channels, receiving high ratings on Trustpilot. The platform distinguishes itself with access to tools such as Account MetriX, Trading Journal, and others, supporting traders in their activities. Activity on social media and the offering of partner programs further emphasize FTMO's high competence in the electronic trading industry.

Sources

The data for this report was collected between **08.2023 - 03.2024** from the following sources:

FTMO - <https://ftmo.com>

FTMO Client Area - <https://trader.ftmo.com/client-area>

FTMO Trustpilot page - <https://www.trustpilot.com/review/ftmo.com>